

2.1 Symbol Introduction

During his April 2020 general conference message Saturday evening, President Russell M. Nelson introduced a new Church symbol that signals “the central place of Jesus Christ” in His Church.

Aptly, the symbol includes the name of the Church—The Church of Jesus Christ of Latter-day Saints—contained within a cornerstone. As taught since Biblical days, Jesus Christ is the “chief corner stone” of His Church (Ephesians 2:20).

“At the center of the symbol is a representation of Thorvaldsen’s marble statue the *Christus*,” said President Nelson. “It portrays the resurrected, living Lord reaching out to embrace all who will come unto Him.

“Symbolically, Jesus Christ is standing under an arch. The arch reminds us of the resurrected Savior emerging from the tomb on the third day following His Crucifixion.”

The new symbol, he added, should feel familiar to all identifying the restored gospel with the living, resurrected Christ.

“The symbol will now be used as a visual identifier for official literature, news, and events of the Church. It will remind all that this is the Savior’s Church and that all we do, as members of His Church, centers on Jesus Christ and His gospel.”

EXCERPT FROM NEWSROOM ARTICLE:

Contributed by Jason Swensen, *Church News* staff writer

4 APRIL 2020



President Nelson announces new Church symbol during April 2020 general conference.

✓ *In response to President Nelson's announcement, this style guide supplement was created to communicate guidelines for the implementation of the new symbol.*


2.1.1 Symbol

The symbol of The Church of Jesus Christ of Latter-day Saints represents the Savior, His Church, and His work on the earth. The symbol serves to quickly identify the Church as well as its products and services.

The symbol replaces the Church logotype as the official visual identifier. All new Church communications should use the symbol or wordmark following approved guidelines. Previous applications of the Church logotype will be replaced over time.

“The symbol will now be used as a visual identifier for official literature, news, and events of the Church. It will remind all that this is the Savior’s Church and that all we do as members of His Church centers on Jesus Christ and His gospel.”

Russell M. Nelson, “Opening the Heavens for Help,”
Ensign or Liahona, May 2020, 73.




HIGH-FIDELITY SYMBOL

2.1.2 Symbol Anatomy

The Church symbol emphasizes the name of Jesus Christ and His central role in all the Church does. The name of the Church is contained within a rectangular cornerstone shape. This shape refers to Jesus Christ Himself being the chief cornerstone. The center of the symbol is a likeness of Thorvaldsen's marble statue the *Christus*. Jesus stands under an arch as a reminder of His emergence from the tomb three days after His death.

Together, the cornerstone, wordmark, and *Christus* arch form the official Church symbol. Follow the guidelines in sections 2.1.3–2.1.18 for proper usage of the symbol.




2.1.3 Symbol Configurations

To effectively and appropriately identify the Church, the symbol must be clear and legible. Symbol size, application, and reproduction method will affect the quality of how the symbol is represented.


To address all types of uses, the symbol is available in two configurations that feature the *Christus* arch in two levels of detail. Each configuration (high- and low-fidelity) has approved size and application guidelines to maintain the integrity of the symbol's illustration. These configurations are available in standard and knockout versions (see 2.1.12). The following pages include guidelines for print and digital uses.

“[The symbol] portrays the resurrected, living Lord reaching out to embrace all who will come unto Him.”

Russell M. Nelson, “Opening the Heavens for Help,”
Ensign or *Liahona*, May 2020, 73.



HIGH-FIDELITY SYMBOL



LOW-FIDELITY SYMBOL

2.1.4 Symbol Overview

Symbol Usage

As the official visual identifier of the Church, the symbol is to be used only on items approved for publication by the Visual Identity Office (VIO). The VIO acts under the authority of the Intellectual Property Division of the Church's Correlation Department. Materials using the symbol may include handbooks, manuals, forms, video packaging and discs, websites, etc. Any exception for publishing material without the Church symbol must be approved by the VIO.

In general, the Church symbol is not used on materials produced by local units or in any personal, commercial, or promotional way. Using the Church symbol without approval from the VIO may lead to misrepresentation of the Church and may cause legal problems.

For additional information about proper use of the Church symbol and name, please refer to *General Handbook: Serving in The Church of Jesus Christ of Latter-day Saints* (2020), 38.8.11, ChurchofJesusChrist.org.

Copyright Usage

All official Church products should include both the Church symbol (or wordmark in certain instances; see 2.1.6) and an approved copyright

notice. Contact the VIO for approved copyright notice formats.

Name Usage

The written name of the Church is not a substitute for the Church symbol. Please refer to section 2.1.9 to see appropriate applications of the Church name, including visual guidelines.

General Guidelines

When using the symbol, keep these principles in mind:

- **Visual presentation.** *Maintain the integrity of the symbol, including its typeface, illustration, visual weight, and arrangement. (See section 2.1.6.)*
- **Ease of identification.** *Help people identify the Church by using the symbol at a proper size and with sufficient contrast. (See sections 2.1.15–2.1.16.)*
- **Consistency.** *Protect the worldwide legal recognition of the Church name and symbol.*

Obtaining Symbol Files (see 2.1.20)

Only use symbol files that are approved by the VIO. Do not attempt to recreate any part of the symbol on your own.

Symbol files may be updated from time to time. Access files for each use from the appropriate

asset management system to ensure you have the most recent version. Link each symbol file to its source destination so that automatic updates can be applied. Do not save the Church symbol as an independent file that may be used at will.

Symbol files in a variety of formats may be downloaded from the assigned asset management system (see 2.1.20). When downloading the file(s), if a challenge form appears, provide the purpose for using the symbol.

If you have trouble accessing these files, please contact the VIO.

Language Variations

The symbol has been translated into over 110 languages; additional language variations continue to be added. Each version has been designed to maintain the same visual weight.


When designing a product that will be adapted for multiple languages, use all symbol versions at the same percentage of the original size. See section 2.1.5 for more samples.

A language name and code are assigned for each version of the Church symbol, which will help in finding the correct files from the assigned asset management system (see 2.1.20).


2.1.5 Symbols in Languages

The symbol has been created for over 110 languages. Additional language variations will be provided as files are created.

↓ *The entire set of approved symbols in languages is available in Church asset management systems (see 2.1.20).*




CHINESE




FINNISH




HAITIAN



JAPANESE




MALAYALAM



NEPALI



PERSIAN



POLISH

2.1.6 Wordmark Usage

If the wordmark inside the symbol is not reasonably legible because of size restrictions, use the Church wordmark alone instead of the symbol. Do not contain the wordmark in the cornerstone shape if it is not part of the symbol. Do not use the *Christus* arch without the cornerstone unless it is an approved exception (see 2.1.13).

The wordmark (formerly called the logotype) has been developed to emphasize the central position of the Savior in Church theology and to reflect the dignity of His Church. The name Jesus Christ is dominant regardless of the language used. The wordmark also provides easy readability and recognition because of the arrangement, style, and character weight of the type.

Like the symbol, the wordmark is to be used only on items approved for publication by the VIO of the Church.

THE CHURCH OF
JESUS CHRIST
OF LATTER-DAY SAINTS

WORDMARK — ENGLISH

*“When we take the Savior’s name upon us at baptism,
we commit to witness, by our words, thoughts,
and actions, that Jesus is the Christ.”*

Russell M. Nelson, “Opening the Heavens for Help,” *Ensign* or *Liahona*, May 2020, 73.

2.1.7 Wordmark Overview

Wordmark Usage

When space and size parameters allow, prioritize use of the symbol over use of the wordmark.

In general, the Church wordmark is not used on materials produced by local units or in any personal, commercial, or promotional way. Using the Church wordmark without approval from the VIO may lead to misrepresentation of the Church and may cause legal problems.

For additional information about proper use of the Church wordmark and name, please refer to *General Handbook*, 38.8.11.

Copyright Usage

All official Church products should include both the Church symbol (or wordmark in certain instances; see 2.1.6) and an approved copyright notice. Contact the VIO for approved copyright notice formats.

Name Usage

The written name of the Church is not a substitute for the Church wordmark. Please refer to section 2.1.9 to see appropriate applications of the Church name, including visual guidelines.

General Guidelines

When using the wordmark, keep these principles in mind:

- **Visual presentation.** *Maintain the integrity of the wordmark, including its typeface, illustration, visual weight, and arrangement. (See section 2.1.3.)*
- **Ease of identification.** *Help people identify the Church by using the wordmark at a proper size and with sufficient contrast. (See sections 2.1.15–2.1.16.)*
- **Consistency.** *Protect the worldwide legal recognition of the Church name and wordmark.*

Obtaining Wordmark Files (see 2.1.20)

Only use wordmark files that are approved by the VIO. Do not attempt to recreate the wordmark on your own.

Wordmark files in a variety of formats may be downloaded from Church asset management systems (see 2.1.20). When downloading the file(s), if a challenge form appears, provide the purpose for using the logo.

Wordmark files may be updated from time to time. Access files from Church asset management systems (see 2.1.20) for each use to

ensure you have the most recent version. Link each wordmark file to its source destination so that automatic updates can be applied. Do not save the Church wordmark as an independent file that may be used at will.

If you have trouble accessing these files, please contact the VIO.

Language Variations

The wordmark has been translated into over 110 languages; additional language variations continue to be added. Each version has been designed to maintain the same visual weight and footprint.

When designing a product that will be adapted for multiple languages, use all wordmark versions at the same percentage of the original size. See section 2.1.5 for more samples.

A language name and code are assigned for each version of the Church wordmark, which will help in finding the correct files from assigned asset management systems (see 2.1.20).

2.1.8 Wordmarks in Languages

There are over 110 wordmarks in languages. Additional language variations will be provided as files are created.

⬇️ *The entire set of approved wordmarks in languages is available in Church asset management systems (see 2.1.20).*

耶穌基督
後期聖徒教會

CHINESE

THE CHURCH OF
JESUS CHRIST
OF LATTER-DAY SAINTS

ENGLISH

MYÖHEMPIEN AIKOJEN PYHIEN
JEESUKSEN
KRISTUKSEN
KIRKKO

FINNISH

LEGLIZ
JEZIKRI
POU SEN
DÈNYE JOU YO

HAITIAN

末日聖徒
イエス・キリスト
教会

JAPANESE

അന്ത്യകാലത്തെ വിശുദ്ധന്മാരുടെ
യേശുക്രിസ്തുവിന്റെ
സഭ

MALAYALAM

पछिल्ला दिनका सन्तहरूको
येशु ख्रीष्टको
चर्च

NEPALI

کلیسای
عیسی مسیح
مقدسین آخرین زمان

PERSIAN

KOŚCIÓŁ
JEZUSA CHRYSZTUSA
ŚWIĘTYCH
W DNIACH OSTATNICH

POLISH

2.1.9 Church Name

The Church name, symbol, and wordmark are registered as trademarks or are otherwise legally protected worldwide. The written name of the Church is not a substitute for the Church symbol or wordmark.

- 1. Proper typesetting.** The name of the Church should always be set in a dignified and legible font and size. Do not split the words *Jesus Christ*; keep them on the same line.
- 2. Do not mimic the symbol or wordmark.** Do not stack, arrange, change font sizes, add a border, or otherwise use the name to mimic the symbol or cornerstone.
- 3. Usage in a phrase.** The Church name may be used as part of a phrase. The Church symbol or wordmark may not be used as part of a phrase.
- 4. Hierarchy.** The Church name is frequently used with another element, such as the name of an event. Emphasize the name of the event while including the Church name (properly typeset) as a subordinate element. (See example B at right.)

A.
The Church of Jesus Christ
of Latter-day Saints



ACCEPTABLE

B. **Event Name**
PRESENTED BY
*The Church of Jesus Christ
of Latter-day Saints*



ACCEPTABLE

C.
The Church of Jesus Christ of
Latter-day Saints Presents...



ACCEPTABLE

Note: Local units should not use the Church symbol or wordmark in local publications. For further guidelines, see *General Handbook*, 38.8.11.

D.
The Church of Jesus Christ
of Latter-day Saints



UNACCEPTABLE

E. **THE CHURCH OF
JESUS CHRIST
OF LATTER-DAY SAINTS**



UNACCEPTABLE

F. **Published by**
**THE CHURCH OF
JESUS CHRIST
OF LATTER-DAY SAINTS**



UNACCEPTABLE

-
- D. *Do not use decorative, display, or playful fonts.*
E. *Do not recreate the Church wordmark.*
F. *Use the Church name but not the Church symbol or wordmark as part of a phrase.*

2.1.10 Symbol—Print Usage

When using the symbol in a print environment, please use the low-fidelity configuration and maintain the following guidelines:

- Use a vector graphic (EPS) of the symbol whenever possible.
- In small-print applications, the illustration can become dark and unclear. To avoid this, use the proper version of the symbol.
- The symbol should be used as a dignified signature representing the Lord's Church. In most cases, it is a supporting element on the page.
- Do not use the symbol if the wordmark within is not legible. Instead, use a larger wordmark only.

Because of the variety of distribution channels, please work with the VIO to ensure you are using the correct symbol fidelity in your project.

Low-Fidelity Symbol

Min. Width: .8125"/ 2.06 cm


SAMPLE APPLICATIONS:

[Manual](#)

[Invitation](#)

[Posters](#)

[Official Notices/Memos](#)




2.1.11 Symbol—Digital Usage

High-Fidelity Symbol

SAMPLE APPLICATIONS:

[Official Closing Slate](#)
[Social Media Post](#)



Low-Fidelity Symbol

SAMPLE APPLICATIONS:

[Website Footer](#)
[Email](#)



Simplified Symbol

SAMPLE APPLICATIONS:

[Social Media Pages](#)
[Gospel Library App](#)
[Favicon](#)



✓ *The wordmark is easily legible in many print applications but may be too small to read in some digital applications.*

When using the symbol in a digital environment, please maintain the following guidelines:

- Use a vector graphic (EPS) of the symbol whenever possible.
- The high-fidelity symbol should be avoided in small digital applications in order to avoid the illustration becoming dark and unclear.
- Be aware of how the file size affects site performance. Optimize the file to make the size as small as possible without affecting visual quality. The low-fidelity symbol will give the best digital performance.
- The symbol is a supporting element and should be used as a dignified signature representing the Lord's Church.
- Do not use the symbol if the wordmark within is not legible. Instead, use a larger wordmark only.


Because of the variety of distribution channels, please work with the VIO to ensure you are using the correct symbol fidelity in your project.

2.1.12 Symbol—Knockout Image on Colors

In the knockout version, the *Christus* figure has a white background while the arch stroke, *Christus* details, and wordmark are produced in black.

Knockout versions of the symbol are available in both configurations. Like the positive and reverse image symbols, the knockout symbol allows a background color to appear within the arch surrounding the white *Christus* figure.

When using the knockout symbol version, maintain sufficient contrast between the background and the symbol. The opacity of the knockout symbol version may be reduced to 80 percent (equal to Gray 40) to soften the stroke color; however, this will also reduce the opacity of the *Christus* figure. The *Christus* figure should maintain a white appearance.



2.1.13 Simplified Symbol Exceptions

Certain applications of the symbol use a simplified depiction of Christ and do not use the cornerstone or wordmark because of size restrictions. These exceptions have been approved by the VIO. Do not use the simplified symbol for any application beyond those listed at the right.



Simplified symbol print applications

[Gravestone Marker](#)

Simplified symbol digital applications

[Social Media Pages](#)

[Gospel Library App](#)

[Favicon](#)

2.1.14 Symbol—Clear Space

The Church symbol must always be surrounded by a minimum amount of clear space. This maintains the symbol's visual integrity. It should never be crowded by other elements such as text, titles, symbols, illustrations, or photographs.

The symbol should have a minimum amount of clear space (x) on all sides. The measurement of "x" is half the height of the cornerstone. Please note the "x" measurement does not vary from language to language. Any exceptions must be approved by the VIO.



2.1.15 Wordmark Clear Space and Minimum Size

When used alone (see 2.1.6), the wordmark should not be enclosed in the cornerstone or any other outline.

The Church wordmark must always be surrounded by a minimum amount of clear space. This maintains the wordmark's visual integrity. It should never be crowded by other elements such as text, titles, icons, illustrations, or photographs.

The wordmark should have a minimum amount (x) of clear space on all sides. To calculate "x," measure from the top of the large letters, "Jesus Christ," to the top of the first small line below (this includes the spacing between lines).

Please note the "x" measurement varies from language to language. Measure the "x" height based on the language version that will be used.

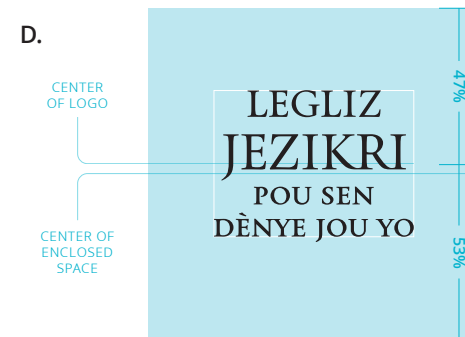

Minimum Size

Because wordmark shapes vary between languages, the minimum size is based on a percentage rather than a dimension. Wordmarks should not be reduced to less than 28.5 percent of the downloaded image file.

Placement in an Enclosed Area

When the wordmark is used in an enclosed area, place it slightly above center so the wordmark feels optically weighted. Approximately 47 percent of the enclosed space should be above the midline of the wordmark and 53 percent below the midline. This provides proper weight and balance.

- A. Measure "x" from the top of the largest letter to the top of the next line.
- B. The "x" measurement varies from language to language.
- C. There must be a minimum of "x" space on each side of the wordmark.
- D. In enclosed areas, place the wordmark slightly above center.



2.1.16 Symbol and Wordmark Colors—Positive Image

The Church symbol and wordmark may always be reproduced in black or an approved color from the *Global Visual Style Guide* color palette (see 2.5). Choose colors that give sufficient contrast (often colors 25 and higher) to the symbol and its background. Use discretion when selecting colors to fit the audience and communication purpose. Keep in mind the sacred nature of the Savior and the name of His Church.

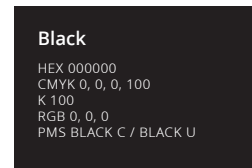
Backgrounds

The symbol may be placed over a subtle pattern. However, the pattern should not continue within the *Christus* arch. Keep in mind the sacred nature of the Savior and the name of His Church.

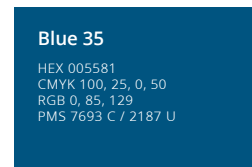
Minimum Contrast

Always maintain at least a 50 percent value difference in color or luminance between the symbol or wordmark and its background.

-
- ✓ *Never use more than one color or value, because this disrupts the readability and integrity of the symbol and wordmark.*



THE CHURCH OF
JESUS CHRIST
OF LATTER-DAY SAINTS



THE CHURCH OF
JESUS CHRIST
OF LATTER-DAY SAINTS

2.1.17 Symbol and Wordmark Colors—Reverse Image

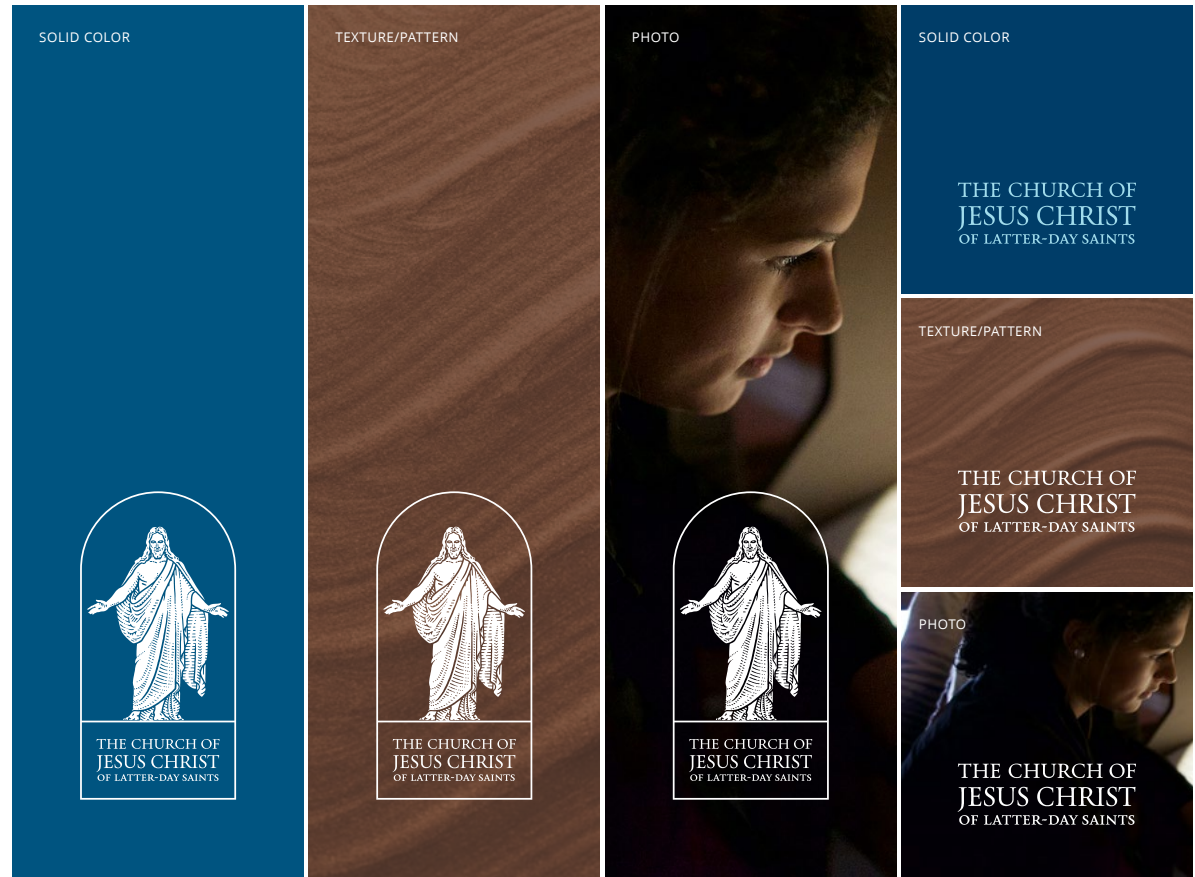
When reversing the symbol or wordmark from a color background, use only the file designed for this purpose. When reversed, the symbol (which includes the wordmark) is always white. The wordmark may be used in an approved color (see 2.5) that provides sufficient contrast with the background.

Backgrounds

Never use more than one color or value as a background, because it can disrupt the readability and integrity of the symbol or wordmark. If background patterns, textures, or images that appear within the arch are too visually busy, then only allow the primary background color to fill the arch (see page 51). Keep in mind the sacred nature of the Savior and the name of His Church.

Minimum Contrast

Always reverse the symbol or wordmark from a background color, pattern, or image with sufficient contrast. There must be at least a 50 percent value difference in color or luminance between the symbol or wordmark and its background.



2.1.18 Symbol—Cautions

Shapes

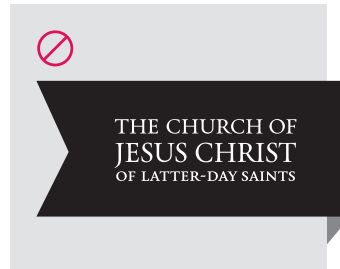
When the symbol or wordmark is used in an enclosed space, the surrounding area must be large enough to be perceived as a general layout area, not a recognizable shape or design.

Legibility


Do not interfere with the recognition and readability of the symbol or wordmark.

Do not intersect the symbol or wordmark with graphics, patterns, or backgrounds with contrasting colors. Do not use the symbol or wordmark in a repeating pattern. Keep in mind the sacred nature of the Savior and the name of His Church.


The symbol or wordmark should appear independent of its surroundings.



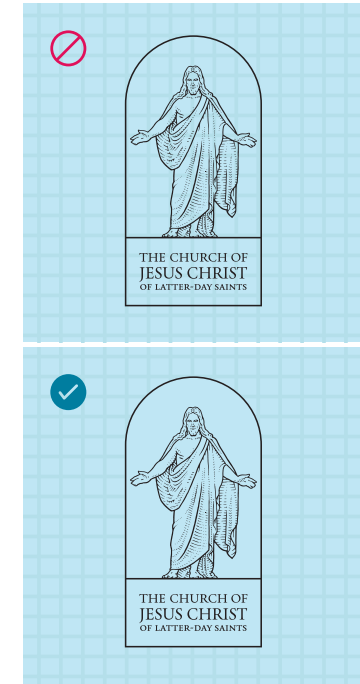
Do not place the symbol or wordmark on busy, patterned backgrounds.



Background shapes (including light rays) should not transect the symbol or wordmark.



Background patterns should not continue within the Christus arch. (See example below.)



In the correct example, a primary background color fills the Christus arch shape "knocking out" the pattern.

2.1.18 Symbol—Cautions (continued)




Do not add a drop shadow.




Do not fill the cornerstone or symbol with a background color, including white.



Do not add color to parts of the symbol.



Do not remove the wordmark from the symbol.




Do not separate the Christus arch from the rest of the symbol.




Do not use the cornerstone alone. The wordmark, when not enclosed, may be used alone.

2.1.18 Symbol—Cautions (continued)




Do not use the positive version of the symbol in a reversed treatment.



Do not place the symbol or wordmark on busy, patterned backgrounds.



Do not add a white box in the cornerstone area of the symbol.



Do not use the reversed version of the symbol in a color other than white.

2. Design Elements


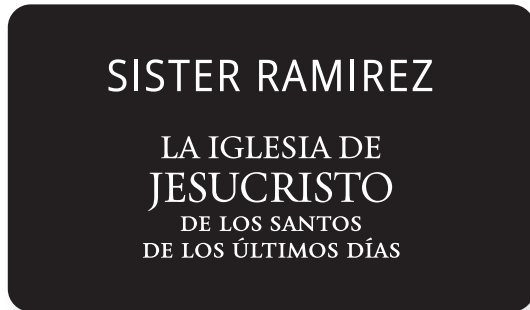
2.1.19 Samples



Official Correspondence Wordmark

Stationery applications use the wordmark only. Do not recreate stationery designs. Approved files may be accessed in Church asset management systems (see 2.1.20).

2.1.19 Samples



Missionary Name Tags

Wordmark

The wordmark will continue to be used on missionary tags.

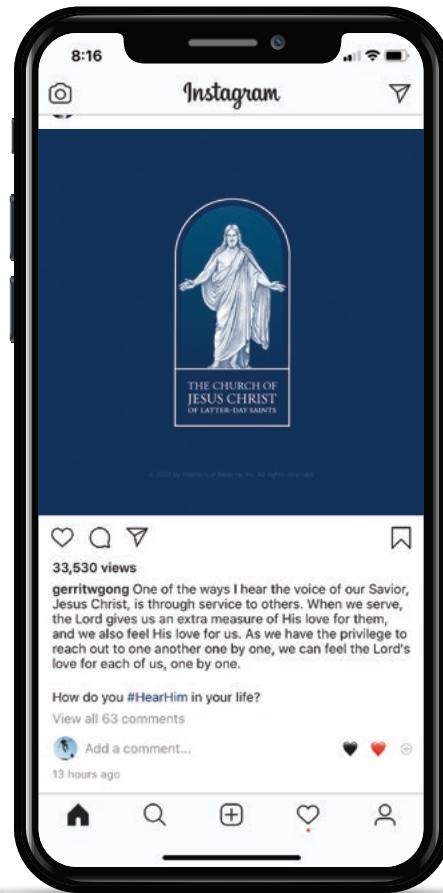
2.1.19 Samples



Official Closing Slate High-Fidelity Symbol

The high-definition closing slate will always use the high-fidelity symbol as shown at the left in preapproved colors. Please do not create a similar symbol animation.


2.1.19 Samples



Social Media Post High-Fidelity Symbol

Similar to the final state of the HD closing slate, the high-fidelity version of the symbol may also be used to sign off animated, official social media posts. These assets are available from the closing slate library.

2.1.19 Samples



Manual

Low-Fidelity Symbol

The low-fidelity symbol configuration will be used on the back of official manuals as shown here. Please note the correct reversed version is used at an approved size (width greater than .8125"/2.06 cm).

2.1.19 Samples



Invitation

Low-Fidelity Symbol

The low-fidelity symbol configuration is used here in an approved color with sufficient contrast. Please note the correct positive version is used at an approved size (width greater than .8125"/2.06 cm).

2.1.19 Samples

80px




Symbol w/o padding
Height: 229px
Width: 116px

Note:
Symbol is left-aligned
as shown.

104px

104px

Site Map Feedback Employment

   All Church Social Page

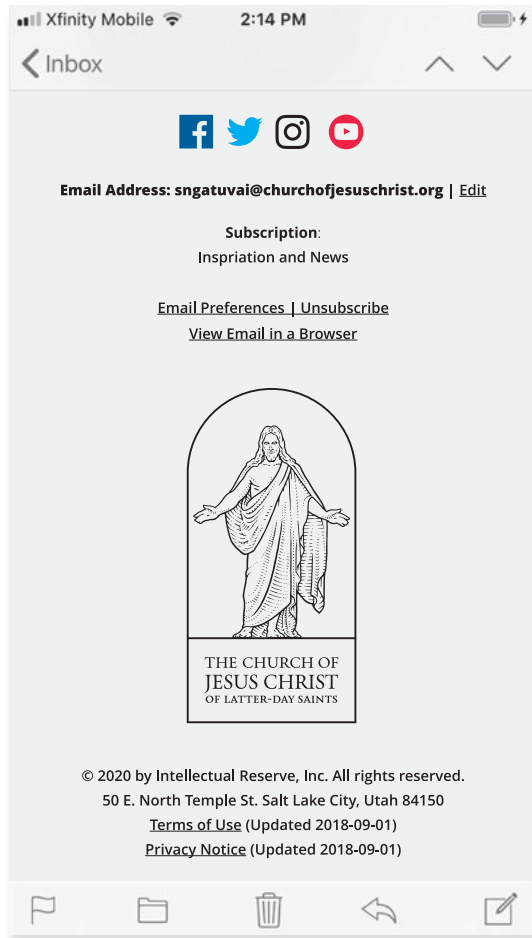
Terms of Use (Updated 2018-09-01) Privacy
© 2020 by Intellectual Reserve, Inc. All right

Website Footer

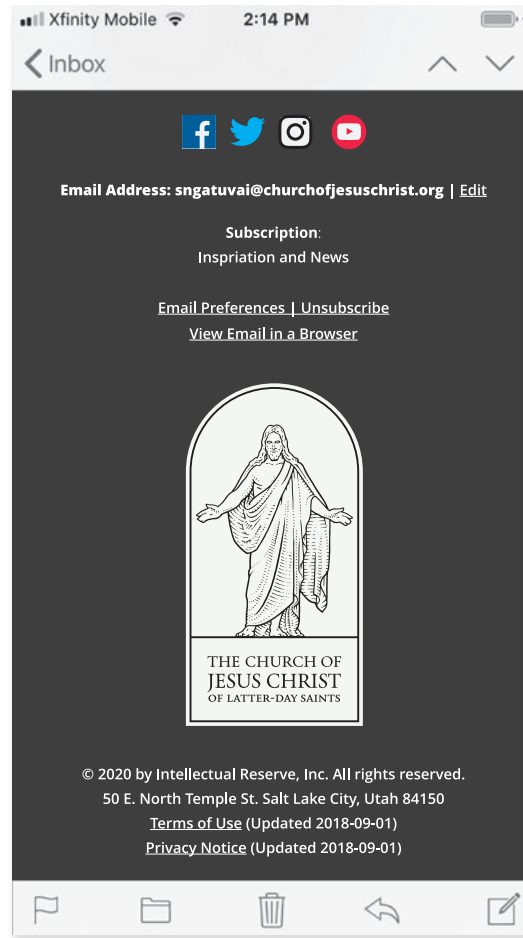
Low-Fidelity Symbol

The standard website footer should be treated as shown at the left.

2.1.19 Samples



EMAIL FOOTER: LIGHT MODE VIEW



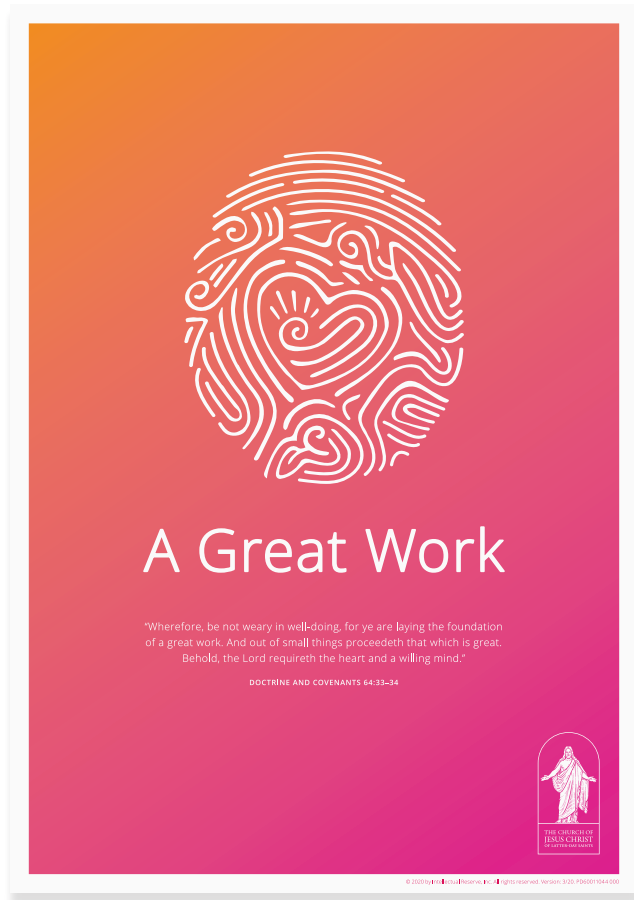
EMAIL FOOTER: DARK MODE VIEW

Email

Low-Fidelity Symbol

Samples at the left represent the footer to be used in all official email communications. Note the use of the low-fidelity symbol on both light and dark operating system themes.

2.1.19 Samples



Posters

Low-Fidelity Symbol and Wordmark

Because of the simpler illustration lines, the low-fidelity symbol in positive or reverse holds up best for print applications. The samples at the left also show how layouts can vary when using the symbol vs. the wordmark only.

2.1.19 Samples

Memorandum

Date: August 1, 2020

To: Aliquet bibendum enim, Nunc vel risus

CC: Ipsum a arcu, Dolor sit amet, Consectetur adipiscing elit,
Sed do eiusmod tempor, Incidunt ut labore

From: Bibendum at varius vel pharetra

Dept: Tristique et egestast

Subject: Lorem ipsum dolor sit amet

Sagittis vitae et leo duis ut diam quam nulla porttitor. Feugiat nibh sed pulvinar proin gravida hendrerit lectus a.

Commodo quis imperdiet massa tincidunt. Nunc id cursus metus aliquam. Urna cursus eget nunc scelerisque viverra mauris in aliquam. Accumsan lacus vel facilisis volutpat est. At in tellus integer feugiat scelerisque varius. Nunc aliquet bibendum enim facilisis gravida neque. Viverra aliquet eget sit amet tellus cras adipiscing enim eu. Tortor dignissim convallis aenean et. Nunc sed augue lacus viverra. Pellentesque massa placerat duis ultricies lacus sed turpis tincidunt id.

Id volutpat lacus laoreet non curabitur. Sit amet consectetur adipiscing elit ut aliquam purus. Euismod quis viverra nibh cras pulvinar mattis nunc. In iaculis nunc sed augue lacus viverra vitae congue eu.


Eget aliquet nibh

A erat nam at lectus urna. Congue quisque egestas diam in arcu cursus euismod quis. Risus at ultrices mi tempus imperdiet nulla malesuada pellentesque elit.

- Quis lectus nulla at volutpat diam
- Mauris augue

Dignissim cras tincidunt lobortis feugiat vivamus.

Varius quam quisque id diam. Et tortor consequat id porta nibh venenatis cras sed. Cursus risus at ultrices mi tempus imperdiet nulla malesuada pellentesque. Morbi tristique senectus et netus et malesuada fames ac.



Version A-0020

Notice

Date: August 1, 2020

To: Ipsum a arcu, Dolor sit amet, Consectetur adipiscing elit,
Sed do eiusmod tempor, Incidunt ut labore

From: Bibendum at varius vel pharetra

Subject: Lorem ipsum dolor sit amet

Integer feugiat scelerisque varius morbi enim nunc. Aliquet eget sit amet tellus cras adipiscing enim eu. Dignissim enim sit amet venenatis urna cursus eget nunc scelerisque. Vestibulum lorem sed risus ultricies tristique nulla.

Egestas fringilla phasellus faucibus scelerisque eleifend donec. Vitae nunc sed velit dignissim sodales ut eu. Tortor dignissim convallis aenean et tortor at risus viverra adipiscing.

Non curabitur gravida arcu ac. Nec nam aliquam sem et tortor consequat. Eu mi bibendum neque egestas congue. Mauris ultrices eros in cursus turpis massa. Placerat vestibulum lectus mauris ultrices eros in cursus turpis. Sed augue lacus viverra vitae congue eu consequat ac felis.

Fermentum leo vel


Aliquet bibendum enim facilisis gravida neque convallis a cras. Nunc vel risus commodo viverra. Tincidunt eget nullam non nisi est sit amet facilisis. Nibh praesent tristique magna sit amet purus gravida.

- Quis lectus nulla at volutpat diam
- Mauris augue

1. Eget nulla facilisi etiam dignissim diam quis
2. Tincidunt eget nullam non nisi est sit amet facilisis
3. Sit amet consectetur adipiscing elit pellentesque habitant

Dignissim cras tincidunt lobortis feugiat vivamus.

Posuere morbi leo urna molestie at elementum eu. Posuere ac ut consequat semper viverra nam libero justo. Non arcu risus quis varius quam quisque id diam vel. Ut venenatis tellus in metus vulputate eu scelerisque. Sagittis vitae et leo duis ut diam quam. At lectus urna duis convallis convallis tellus id. Metus vulputate eu scelerisque felis imperdiet proin fermentum leo.



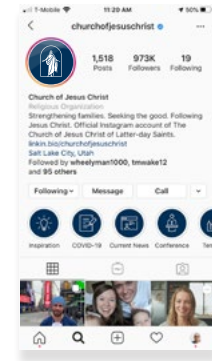
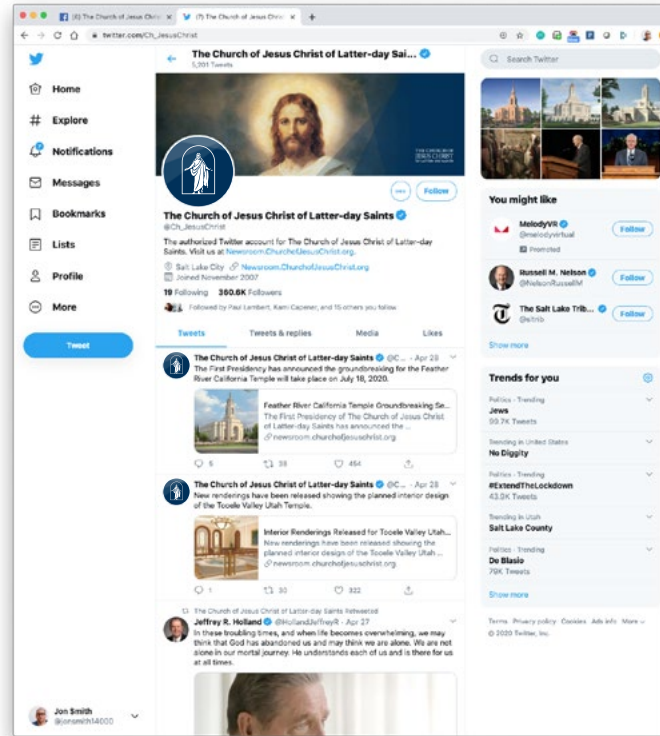
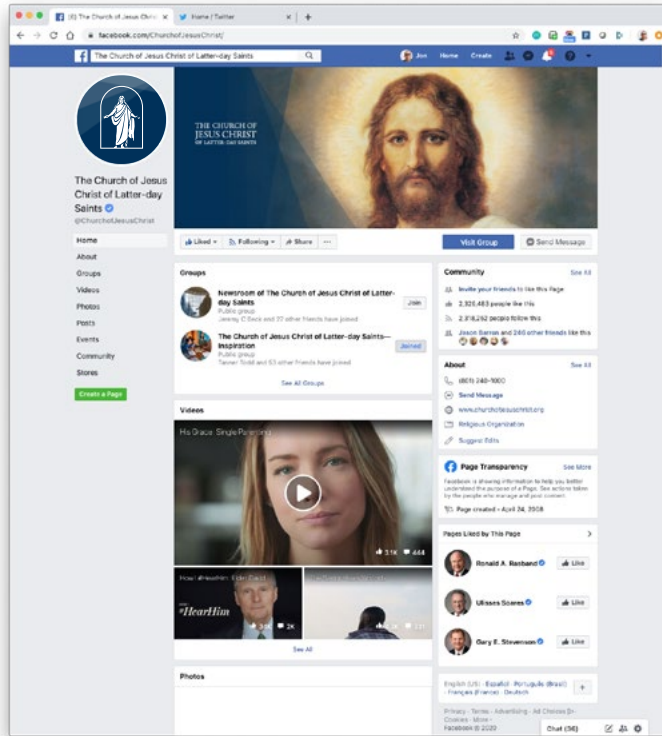
Version A-0020

Official Notices and Memos

Low-Fidelity Symbol

The low-fidelity symbol configuration is used for all official notices and memos. Adjustments have been made to this version to minimize distortion and maintain proper representation of the symbol even on a typical desktop printer.

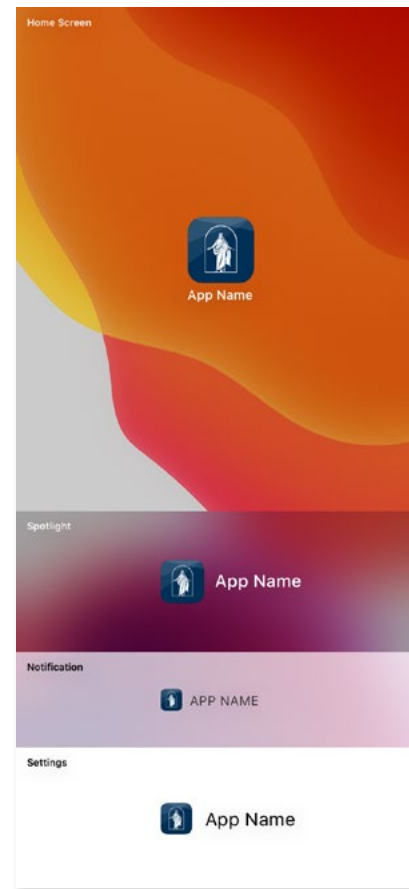
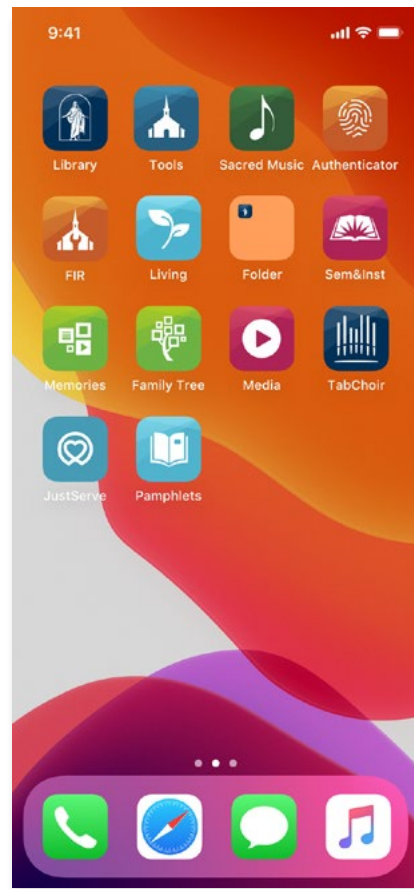
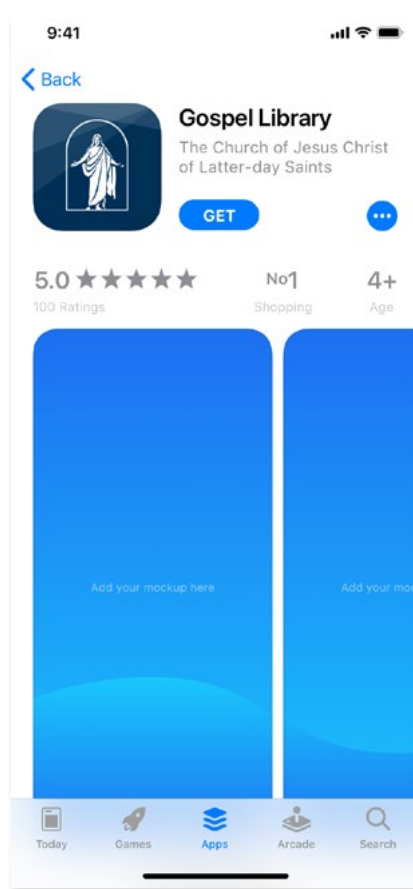
2.1.19 Samples



Social Media Pages Simplified Symbol

To accommodate the size restrictions typical in digital products, the simplified symbol is used in most social media icon identifiers.

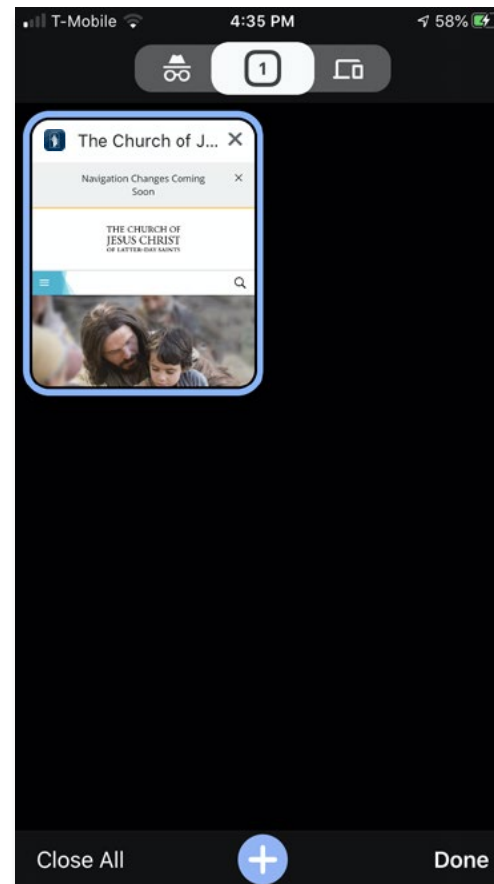
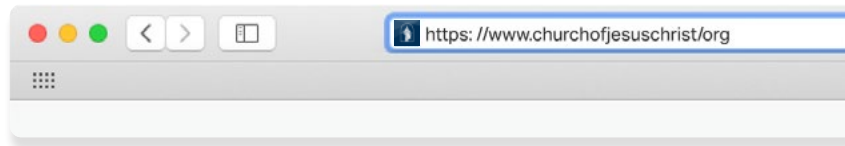
2.1.19 Samples



Gospel Library App Simplified Symbol

The simplified symbol is used for official digital products because of their extremely limited pixel dimensions. The simplified symbol is reserved for a limited number of applications shown in this guide (see 2.1.13).

2.1.19 Samples



Favicon

Simplified Symbol

At its smallest size, the simplified symbol serves as a visual reference on official websites.

2.1.19 Samples



Gravestone Marker

Simplified Symbol

The simplified symbol is used on gravestone markers because of the unique production requirements. This is one of the limited uses of the simplified symbol (see 2.1.13).

2.1.20 Obtaining Symbol Files

Symbol and wordmark files are organized by channel use and accessed through corresponding asset management systems.

✓ *If you have trouble accessing these files, please contact the VIO at 1-801-240-1302 or VIO@ChurchofJesusChrist.org.*

Print:

TitanDam.ChurchofJesusChrist.org (AEM)



Social Media:

psdAssets.ChurchofJesusChrist.org (Nuxeo)



Web:

Titan.ChurchofJesusChrist.org (Titan)



International Area Channels:

psdAssets.ChurchofJesusChrist.org (Nuxeo)



Video:

psdAssets.ChurchofJesusChrist.org (Nuxeo)

