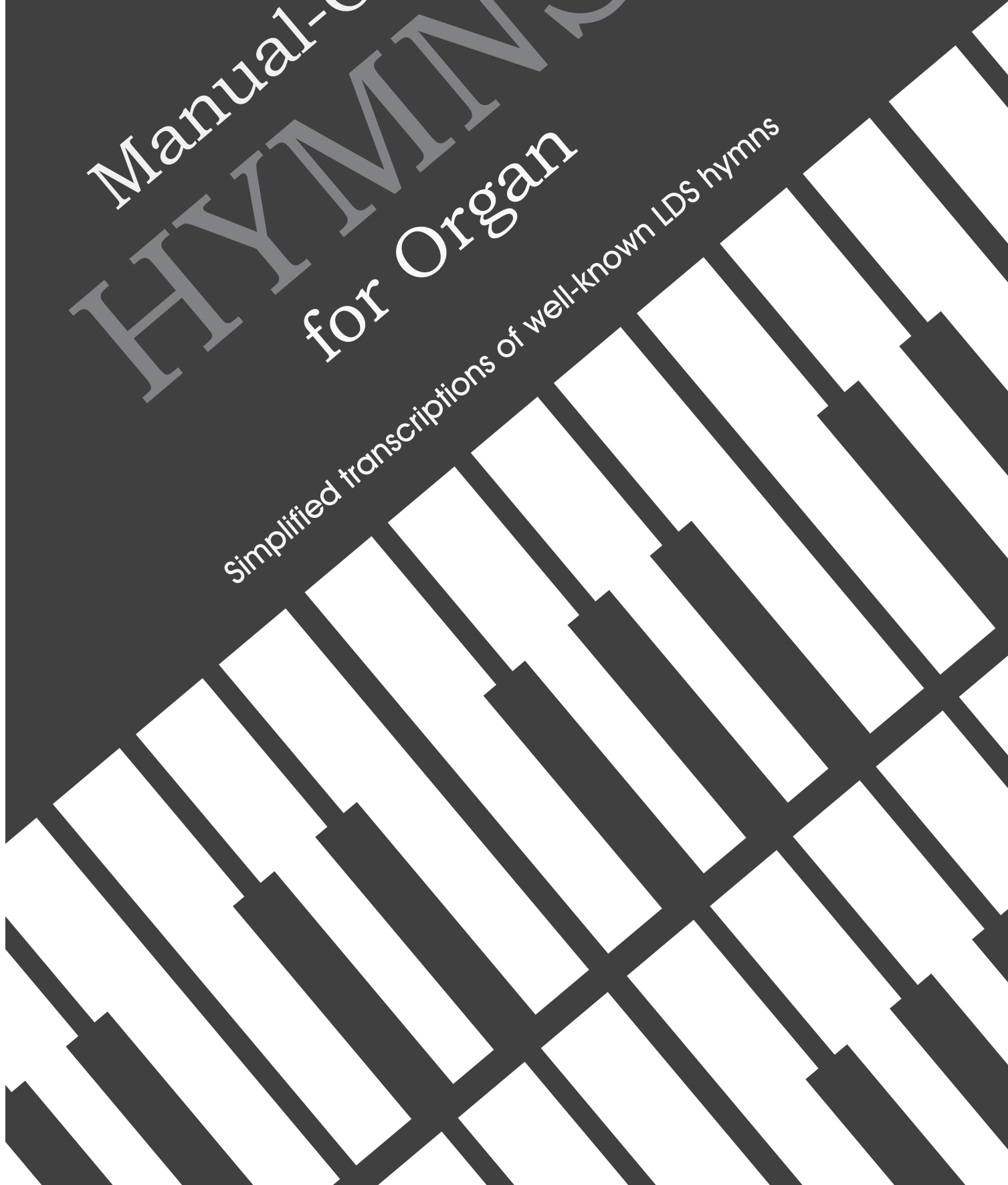


Manual-Only

# HYMNS

for Organ

Simplified transcriptions of well-known LDS hymns





Manual-Only  
**HYMNS**  
for Organ

*Simplified transcriptions of well-known LDS hymns by*  
*Daniel Kerr*  
*Brian Mathias*  
*Joseph Peeples*  
*Yevgeniya Tyltina*

*Don Cook, general editor*  
*Robert Cundick and Richard Elliott, project coordinators*  
*John Longhurst, editing assistance*

© 2010 by Intellectual Reserve, Inc.  
All rights reserved  
Printed in the United States of America

These materials may be copied and downloaded for incidental, noncommercial church or home use.

## **PREFACE**

---

A strong hymn accompaniment played with confidence and accuracy, led by an equally well prepared director, is essential for successful congregational singing.

This book makes it possible for a person with modest keyboard skills to quickly become proficient in hymn accompaniment, as well as opening the door to continuing improvement in organ playing. Although the fingering is for organ, the arrangement can also be played at a piano with minor changes for piano fingering. However, a player who learns the printed fingering and does not use the damper (right) pedal can more easily shift to the organ when it becomes available.

These arrangements have been carefully prepared by the organ departments at Brigham Young University, Brigham Young University-Idaho, and the organists at Temple Square, with the support and approval of the Music and Cultural Arts Division at Church headquarters.

# CONTENTS

---

Preface.....	ii
Introduction.....	iv
Acknowledgements.....	iv
Behold the Great Redeemer Die .....	22
Christ the Lord Is Risen Today .....	28
Come, Come, Ye Saints.....	7
Come, Ye Children of the Lord.....	10
Count Your Blessings.....	32
Did You Think to Pray? .....	14
Do What Is Right .....	31
Far, Far Away on Judea's Plains.....	30
God Be with You Till We Meet Again .....	16
God, Our Father, Hear Us Pray .....	17
He Is Risen!.....	27
High on the Mountain Top.....	1
How Firm a Foundation.....	11
How Great the Wisdom and the Love.....	25
I Am a Child of God.....	40
I Know My Father Lives.....	41
I Know That My Redeemer Lives.....	13
I Need Thee Every Hour .....	12
I Stand All Amazed .....	23
I'll Go Where You Want Me to Go .....	36
In Humility, Our Savior .....	19
Jesus, Once of Humble Birth .....	26
Joseph Smith's First Prayer.....	6
Let Us All Press On.....	34
Love at Home.....	39
O God, the Eternal Father .....	20
O My Father .....	38
Oh Say, What Is Truth? .....	35
Praise to the Man .....	8
Redeemer of Israel .....	4
Silent Night .....	29
The Spirit of God .....	2
Sweet Is the Work .....	15
Teach Me to Walk in the Light.....	42
There Is a Green Hill Far Away .....	24
We Thank Thee, O God, for a Prophet.....	5
We'll Sing All Hail to Jesus' Name .....	21
With Humble Heart.....	18
Appendix.....	43
About These Arrangements.....	43
How to Practice the Transcriptions .....	45
Learning to Play the Organ: The Next Step.....	46

## INTRODUCTION

---

*Manual-Only Hymns for Organ* is designed to assist the LDS pianist in making the transition to the organ. With practice, the voice parts of these hymns can be played smoothly and with independence of line. This is enabled by eliminating the pedal parts, by reducing the voice parts from four to three, by arranging the hymns for ease of execution, and by providing organ fingering.

When used to accompany congregations, these arrangements can support singing either in parts or in unison (melody only). Some hymns were transposed one or two steps lower to make them easier to play.

The most noticeable difference between the sound of manual-only playing and standard four-part hymn playing is the absence of deep bass tone, which is normally produced by playing the bass line with the feet on a foundation of “sixteen-foot” (16') pedal stops. With this in mind, there are at least three basic options possible when choosing stops for congregational accompaniment using these arrangements:

**Option 1. True manual-only sound.** Play both hands on the Great (lower) manual. For meditative hymns, choose principals 8' and 4' (the stops may be called Principal, Diapason, Octave, or Prestant). You may wish to replace the 4' principal with a 4' flute (Flute, Nachthorn, Koppelflöte, Bourdon, Gedackt). For jubilant hymns, add the Great 2' stop and possibly the chorus mixture (the stop with a Roman numeral III or higher).

**Option 2. Deep bass tone produced by playing the bass part on the Swell.** Use this option only if there is a suitable 16' stop in the Swell division. Play the bass part with the left hand on the Swell (upper) manual. For meditative hymns, choose the 16' stop(s), one or two firm 8' stops (not the Celeste), and one or two 4' stops. For jubilant hymns, add the Swell 2' stop. Play the treble parts on the Great, with stops as described in Option 1 above.

**Option 3. Deep bass tone provided by the bass coupler.** The bass coupler is a device provided on some organs that enables the Pedal stops to sound in the *lowest* note played on the Great. Although it does not always operate as intended, it may provide a satisfactory result in some cases. Sometimes results are improved by tying most repeated notes in the bass part, or by detaching ascending skips in the bass. For most hymns, choose one or two 16' stops in the Pedal division (Principal, Subbass, Bourdon, Gedackt), Great to Pedal, and select the “Bass” thumb piston or stop tab. Choose manual stops as described in Option 1 above, and then play all parts on the Great.

This collection of simplified hymns is intended only to introduce organ playing to the pianist. The organist can become even better equipped to inspire the congregation to sing and to invite the Spirit of the Lord through effective preludes, postludes, hymns, and choir accompaniments by gaining additional skills:

- Learn to play the upper three parts of four-part hymns or other music with the hands, and the bass part with the feet
- Expand manual technique to include redistribution and thumb glissando
- Become fully trained in organ registration (choosing the stops)
- Learn hymn preludes and other appropriate music
- Learn appropriate creative hymn-playing techniques

The appendix contains a list of ways to continue training with the help of others or on your own. We strongly encourage LDS organists to magnify their calling by further developing their organ-playing skills.

## ACKNOWLEDGEMENTS

---

This collection was created by several individuals who are passionate about introducing pianists to the organ. Robert Cundick inspired the volume and, with the assistance of Richard Elliott, paved the way for its distribution. Daniel Kerr and Brian Mathias contributed arrangements and editing assistance. Joseph Peeples and Yevgeniya Tyltina also contributed arrangements. John Longhurst proofread the volume. Don Cook was the general editor.

# High on the Mountain Top

*Resolutely*  $\text{♩} = 56-72$

Simplified for organ in three parts

Hymn 5

The musical score is arranged in three systems, each with a treble and bass staff. The key signature is one sharp (F#) and the time signature is 3/2. Fingerings are indicated by numbers 1-5 above or below notes. The lyrics are written below the treble staff of each system.

**System 1:**  
 Treble staff: 1, 3 1, 4 2, 5 1, 3 2, 4 1, 4, 5, 4 2  
 Bass staff: 2, 3, 5, 2, 5, 3, 1  
 Lyrics: High on the moun - tain top A ban - ner is un - furled.

**System 2:**  
 Treble staff: 3 2, 4 1, 5 2, 5 1, 3 4 2, 5 1, 4 2, 3 1  
 Bass staff: 3, 1, 2, 3, 1, 5, 4, 1  
 Lyrics: Ye na - tions, now look up; It waves to all the world.

**System 3:**  
 Treble staff: 1, 5 3, 4 2, 3 1, 4 2, 4, 2, 5 1 2, 4 5 1 2, 4 1, 5 2  
 Bass staff: 5, 3, 1, 3  
 Lyrics: In Des - er - et's sweet, peace - ful land,

**System 4:**  
 Treble staff: 5 1, (1), 5 1 2, 4 5 1 2, 4 1, 5 2, 4 5 1 2, 4 1, 2, 5 1  
 Bass staff: 4, 1, 3, 4, 1  
 Lyrics: On Zi - on's mount be - hold it stand!

2. For God remembers still His promise made of old  
 That he on Zion's hill Truth's standard would unfold!  
 Her light should there attract the gaze  
 Of all the world in latter days.

3. His house shall there be reared, His glory to display,  
 And people shall be heard In distant lands to say:  
 We'll now go up and serve the Lord,  
 Obey his truth, and learn his word.

4. For there we shall be taught The law that will go forth,  
 With truth and wisdom fraught, To govern all the earth.  
 Forever there his ways we'll tread,  
 And save ourselves with all our dead.

# The Spirit of God

Simplified for organ in three parts

Hymn 2

*Exultantly* ♩=96-112

The Spir - it of God like a fire is burn - ing! The lat - ter-day

Handwritten fingering for the first system:

Treble clef: 2, 1, 5, 4, 5, 4, 3, 4, 5, 4, 3, 5, 4, 3, 2, 1, 4, 5

Bass clef: 5, 2, 1, 2, 4, 1, 2, 4

glo - ry be - gins to come forth; The vi - sions and bless - ings of old are re -

Handwritten fingering for the second system:

Treble clef: 4, 1, 2, 5, 5, 4, 1, 2, 3, 5, 4, 1, 5, 2, 4, 5, 4, 5, 4, 3, 4, 5, 4

Bass clef: 1, 3, 2, 4, 5, 2, 1, 2, 4, 1, 2

turn - ing, And an - gels are com - ing to vis - it the earth. We'll sing and we'll

Handwritten fingering for the third system:

Treble clef: 3, 1, 5, 2, 4, 1, 3, 2, 1, 4, 1, 5, 4, 1, 2, 5, 5, 4, 1, 3, 5, 4, 5, 2, 2, 1

Bass clef: 4, 1, 3, 2, 4, 4

shout with the ar - mies of heav - en, Ho - san - na, ho - san - na to God and the

Handwritten fingering for the fourth system:

Treble clef: 4, 1, 5, 2, 4, 2, 3, 1, 4, 2, 3, 2, 4, 1, 4, 5, 1, 5, 1, 2, 3, 1, 4, 5, 4, 3

Bass clef: 1, 2, 1, 2, 3, 4, 2, 3, 4



Lamb! Let glo - ry to them in the high - est be giv - en, Hence -

forth and for - ev - er, A - men and a - men!

2. The Lord is extending the Saints' understanding,  
Restoring their judges and all as at first.  
The knowledge and power of God are expanding;  
The veil o'er the earth is beginning to burst.
3. We'll call in our solemn assemblies in spirit,  
To spread forth the kingdom of heaven abroad,  
That we through our faith may begin to inherit  
The visions and blessings and glories of God.
4. How blessed the day when the lamb and the lion  
Shall lie down together without any ire,  
And Ephraim be crowned with his blessing in Zion,  
As Jesus descends with his chariot of fire!

# Redeemer of Israel

Simplified for organ in three parts

Hymn 6

*Confidently* ♩ = 84-100

Re - deem - er of Is - rael, Our on - ly de - light, On  
 whom for a bless - ing we call, Our shad - ow by day And our  
 pil - lar by night, Our King, our De - liv - 'rer, our all!

2. We know he is coming To gather his sheep  
 And lead them to Zion in love,  
 For why in the valley Of death should they weep  
 Or in the lone wilderness rove?
3. How long we have wandered As strangers in sin  
 And cried in the desert for thee!  
 Our foes have rejoiced When our sorrows they've seen,  
 But Israel will shortly be free.
4. As children of Zion, Good tidings for us.  
 The tokens already appear.  
 Fear not, and be just, For the Kingdom is ours.  
 The hour of redemption is near.

# We Thank Thee, O God, for a Prophet

Simplified for organ in three parts

Hymn 19

Brightly ♩ = 76-92

We thank thee, O God, for a proph - et To guide us in these lat - ter days. We

thank thee for send - ing the gos - pel To light - en our minds with its rays. We

thank thee for ev - e - ry bless - ing Be - stowed by thy boun - te - ous hand. We

feel it a plea - sure to serve thee And love to o - bey thy com - mand.

2. When dark clouds of trouble hang o'er us  
And threaten our peace to destroy,  
There is hope smiling brightly before us,  
And we know that deliv'rance is nigh.

We doubt not the Lord nor his goodness.  
We've proved him in days that are past.  
The wicked who fight against Zion  
Will surely be smitten at last.

3. We'll sing of his goodness and mercy.  
We'll praise him by day and by night,  
Rejoice in his glorious gospel,  
And bask in its lifegiving light.

Thus on to eternal perfection  
The honest and faithful will go,  
While they who reject this glad message  
Shall never such happiness know.

# Joseph Smith's First Prayer

Simplified for organ in three parts

Hymn 26

*With dignity* ♩ = 84-92

Oh, how love-ly was the morn-ing! Ra-diant beamed the sun a - bove.

Bees were hum - ming, sweet birds sing - ing, Mu - sic ring - ing thru the grove,

When with - in the shad - y wood - land Jo - seph sought the God of love,

When with - in the shad - y wood-land Jo - seph sought the God of love.

2. Humbly kneeling, sweet appealing--  
'Twas the boy's first uttered prayer--  
When the pow'rs of sin assailing  
Filled his soul with deep despair;  
But undaunted, still he trusted  
In his Heav'nly Father's care.

3. Suddenly a light descended,  
Brighter far than noonday sun,  
And a shining, glorious pillar  
O'er him fell, around him shone,  
While appeared two heav'nly beings,  
God the Father and the Son.

4. "Joseph, this is my Beloved;  
Hear him!" Oh, how sweet the word!  
Joseph's humble prayer was answered,  
And he listened to the Lord.  
Oh, what raputre filled his bosom,  
For he saw the living God.

# Come, Come, Ye Saints

With conviction ♩ = 66-84

Simplified for organ in three parts

Hymn 30

Come, come, ye Saints, no toil nor la-bor fear; But with joy wend your way.

Though hard to you this jour-ney may ap-pear, Grace shall be as your day. 'Tis

bet-ter far for us to strive Our use-less cares from us to drive; Do

this, and joy your hearts will swell-- All is well! All is well!

2. Why should we mourn  
or think our lot is hard?  
'Tis not so; all is right.  
Why should we think  
to earn a great reward  
If we now shun the fight?  
Gird up your loins; fresh courage take.  
Our God will never us forsake;  
And soon we'll have this tale to tell--  
All is well! All is well!

3. We'll find the place  
which God for us prepared,  
Far away in the West,  
Where none shall come  
to hurt or make afraid;  
There the Saints will be blessed.  
We'll make the air with music ring,  
Shout praises to our God and King;  
Above the rest these words we'll tell--  
All is well! All is well!

4. And should we die  
before our journey's through,  
Happy day! All is well!  
We then are free  
from toil and sorrow, too;  
With the just we shall dwell!  
But if our lives are spared again  
To see the Saints their rest obtain;  
Oh, how we'll make this chorus swell--  
All is well! All is well!

# Praise to the Man

Simplified for organ in three parts

Hymn 27

*Vigorously* ♩=76-96

1 2 1 (1) (2) 5 4 1 2 4 1 3 5 4 1 5 2

Praise to the man who com - muned with Je - ho - vah! Je - sus a -

5 1

3 2 (3) 4 2 3 1 1 2 1 (1) (2)

noint - ed that Proph - et and Seer. Bless - ed to o - pen the

2 5

5 4 1 5 2 4 1 3 4 1 5 2 3 2 (3) 4 2 3 1

last dis - pen - sa - tion, Kings shall ex - tol him and na - tions re - vere.

1 2

5 1 5 3 5 2 4 1 (1) 2 3 2 5 1 5 3 5 2 4 1 (1) 2 (2) 1 5 2

Hail to the Proph - et, as - cend - ed to heav - en! Trai - tors and

5 1 5 1 5

ty - rants now fight him in vain. Min - gling with Gods, he can

plan for his breth - ren; Death can - not con - quer the he - ro a - gain.

2. Praise to his mem'ry, he died as a martyr;  
Honored and blest be his ever great name!  
Long shall his blood, which was shed by assassins,  
Plead unto heav'n while the earth lauds his fame.
3. Great is his glory and endless his priesthood.  
Ever and ever the keys he will hold.  
Faithful and true, he will enter his kingdom,  
Crowned in the midst of the prophets of old.
4. Sacrifice brings forth the blessings of heaven;  
Earth must atone for the blood of that man.  
Wake up the world for the conflict of justice.  
Millions shall know "Brother Joseph" again.

# Come, Ye Children of the Lord

Simplified for organ in three parts

Hymn 58

*Exultantly* ♩ = 96-112

5 1 3 1 5 1 2 1 5 1 3 1 5 2 4 2 3 5 1 4 2 5 1

Come, ye chil - dren of the Lord, Let us sing with one ac - cord.

4 5

5 1 3 1 5 1 2 1 5 (2) 3 1 5 2 4 2 3 5 1 4 2 5 4 1

Let us raise a joy - ful strain To our Lord who soon will reign

4 5

5 1 4 1 5 1 5 1 4 1 4 2

On this earth when it shall be Cleansed from all in - iq - ui - ty,

2 2 5 1

3 1 5 1 3 1 5 1 2 1 5 (2 1) 3 1 5 2 4 2 3 5 1 4 2 5 1

When all men from sin will cease And will live in love and peace.

4 5

2. Oh, how joyful it will be  
When our Savior we shall see!  
When in splendor he'll descend,  
Then all wickedness will end.

Oh, what songs we then will sing  
To our Savior, Lord, and King!  
Oh, what love will then bear sway  
When our fears shall flee away!

3. All arrayed in spotless white,  
We will dwell 'mid truth and light.  
We will sing the songs of praise;  
We will shout in joyous lays.

Earth shall then be cleansed from sin.  
Ev'ry living thing therein  
Shall in love and beauty dwell;  
Then with joy each heart will swell.



# How Firm a Foundation

Simplified for organ in three parts

Hymn 85

With dignity ♩ = 100-112

How firm a foun - da - tion, ye Saints of the Lord, Is laid for your

faith in his ex - cel - lent word! What more can he say than to

you he hath said, Who un - to the Sav - ior, who un - to the

Sav - ior, Who un - to the Sav - ior for ref - uge have fled?

2. In ev'ry condition--in sickness, in health,  
 In poverty's vale or abounding in wealth,  
 At home or abroad, on the land or the sea--  
 As thy days may demand, as thy days may demand,  
 As thy days may demand, so thy succor shall be.

3. Fear not, I am with thee; oh, be not dismayed,  
 For I am thy God and will still give thee aid.  
 I'll strengthen thee, help thee, and cause thee to stand,  
 Upheld by my righteous, upheld by my righteous,  
 Upheld by my righteous, omnipotent hand.

# I Need Thee Every Hour

Simplified for organ in three parts

Hymn 98

*Fervently* ♩ = 60-72

I need thee ev-'ry hour, Most gra - cious Lord. No ten - der voice like

thine Can peace af - ford. I need thee, oh, I need thee; Ev - 'ry hour I

need thee! Oh, bless me now, my Sav - ior; I come to thee!

2. I need thee ev'ry hour;  
Stay thou nearby.  
Temptations lose their pow'r  
When thou art nigh.

3. I need thee ev'ry hour,  
In joy or pain.  
Come quickly and abide,  
Or life is vain.

4. I need thee ev'ry hour,  
Most holy One.  
Oh, make me thine indeed,  
Thou blessed Son!

# I Know That My Redeemer Lives

*Peacefully* ♩=72-84

Simplified for organ in three parts

Hymn 136

I know that my Re - deem-er lives. What com-fort this sweet sen-tence gives! He

lives, he lives who once was dead. He lives, my ev-er liv-ing Head. He

lives to bless me with his love. He lives to plead for me a - bove. He

lives my hun-gry soul to feed. He lives to bless in time of need.

2. He lives to grant me rich supply.  
He lives to guide me with his eye.  
He lives to comfort me when faint.  
He lives to hear my soul's complaint.

He lives to silence all my fears.  
He lives to wipe away my tears.  
He lives to calm my troubled heart.  
He lives all blessings to impart.

3. He lives, my kind, wise heav'nly Friend.  
He lives and loves me to the end.  
He lives, and while he lives, I'll sing.  
He lives, my Prophet, Priest, and King.

He lives and grants me daily breath.  
He lives, and I shall conquer death.  
He lives my mansion to prepare.  
He lives to bring me safely there.

4. He lives! All glory to his name!  
He lives, my Savior, still the same.  
Oh, sweet the joy this sentence gives:  
"I know that my Redeemer lives!"

He lives! All glory to his name!  
He lives, my Savior, still the same.  
Oh, sweet the joy this sentence gives:  
"I know that my Redeemer lives!"

# Did You Think to Pray?

Simplified for organ in three parts

Hymn 140

Thoughtfully ♩ = 72-88

Ere you left your room this mor-ning, Did you think to pray? In the name of Christ, our

2 5 3 5 5

Sav - ior, Did you sue for lov-ing fa - vor As a shield to - day?

2 5 4 2

Oh, how pray-ing rests the wea - ry! Prayer will change the night to day.

2 5

So, when life gets dark and drea - ry, Don't for-get to pray.

2 5 4 2

2. When your heart was filled with anger,  
Did you think to pray?  
Did you plead for grace, my brother,  
That you might forgive another  
Who had crossed your way?

3. When sore trials came upon you,  
Did you think to pray?  
When your soul was full of sorrow,  
Balm of Gilead did you borrow  
At the gates of day?

# Sweet Is the Work

Simplified for organ in three parts

Hymn 147

*Fervently* ♩ = 84-96

Sweet is the work, my God, my King, To praise thy  
name, give thanks and sing, To show thy love by  
morn - ing light, And talk of all thy truths at night.

2. Sweet is the day of sacred rest.  
No mortal care shall seize my breast.  
Oh, may my heart in tune be found,  
Like David's harp of solemn sound!

3. My heart shall triumph in my Lord  
And bless his works and bless his word.  
Thy works of grace, how bright they shine!  
How deep thy counsels, how divine!

4. But, oh what triumph shall I raise  
To thy dear name through endless days,  
When in the realms of joy I see  
Thy face in full felicity!

# God Be with You Till We Meet Again

Simplified for organ in three parts

Hymn 152

*Reverently* ♩ = 66-80

God be with you till we meet a - gain; By his coun-sels guide, up - hold you;

With his sheep se - cure - ly fold you. God be with you till we meet a - gain.

Till we meet, till we meet, Till we meet at Je - sus' feet,

Till we meet, till we meet, God be with you till we meet a - gain.

2. God be with you till we meet again;  
When life's perils thick confound you,  
Put his arms unfailing round you.  
God be with you till we meet again.

3. God be with you till we meet again;  
Keep love's banner floating o'er you;  
Smite death's threat'ning wave before you.  
God be with you till we meet again.

# God, Our Father, Hear Us Pray

Simplified for organ in three parts

Hymn 170

*Worshipfully* ♩ = 69-84

God, our Fa - ther, hear us pray; Send thy grace this

ho - ly day. As we take of em - blems blest,

On our Sav - - ior's love we rest.

2. Grant us, Father, grace divine;  
 May thy smile upon us shine.  
 As we eat the broken bread,  
 Thine approval on us shed.

3. As we drink the water clear,  
 Let thy Spirit linger near.  
 Pardon faults, O Lord, we pray;  
 Bless our efforts day by day.

# With Humble Heart

Simplified for organ in three parts

Hymn 171

Prayerfully ♩ = 80-92

With hum - ble heart, I bow my head And  
 think of thee, O Sav - ior, Lord. I  
 take the wa - ter and the bread To  
 show re - mem - brance of thy word.

2. Help me remember, I implore,  
 Thou gav'st thy life on Calvary,  
 That I might live forevermore  
 And grow, dear Lord, to be like thee.

3. To be like thee! I lift my eyes  
 From earth below toward heav'n above,  
 That I may learn from vaulted skies  
 How I my worthiness can prove.

4. As I walk daily here on earth,  
 Give me thy Spirit as I seek  
 A change of heart, another birth,  
 And grow, dear Lord, to be like thee.



# In Humility, Our Savior

Simplified for organ in three parts

Hymn 172

*Meekly* ♩ = 72-84

In hu - mil - i - ty, our Sav - ior, Grant thy Spir - it here, we pray,

As we bless the bread and wa - ter In thy name this ho - ly day.

Let me not for - get, O Sav - ior, Thou didst bleed and die for me

When thy heart was stilled and bro - ken On the cross at Cal - va - ry.

2. Fill our hearts with sweet forgiving; Teach us tolerance and love.  
 Let our prayers find access to thee In thy holy courts above.  
 Then, when we have proven worthy Of thy sacrifice divine,  
 Lord, let us regain thy presence; Let thy glory round us shine.

# O God, the Eternal Father

Simplified for organ in three parts

Hymn 175

*Worshipfully* ♩ = 69-84

O God, th'E - ter - nal Fa - ther, Who dwells a - mid the sky,

In Je - sus' name we ask thee To bless and sanc - ti - fy,

If we are pure be - fore thee, This bread and cup of wine,

That we may all re - mem - ber That of - fer - ing di - vine--

2. That sacred, holy offering,  
By man least understood,  
To have our sins remitted  
And take his flesh and blood,  
That we may ever witness  
The suffring of thy Son,  
And always have his Spirit  
To make our hearts as one.

3. When Jesus, the Anointed,  
Descended from above  
And gave himself a ransom  
To win our souls with love--  
With no apparent beauty,  
That man should him desire--  
He was the promised Savior,  
To purify with fire.

4. How infinite that wisdom,  
The plan of holiness,  
That made salvation perfect  
And veiled the Lord in flesh,  
To walk upon his footstool  
And be like man, almost,  
In his exalted station,  
And die, or all was lost.

# We'll Sing All Hail to Jesus' Name

Simplified for organ in three parts

Hymn 182

*Fervently* ♩ = 76-88

The musical score is written for organ in three parts, consisting of three systems. Each system has a treble staff and a bass staff. The key signature is one flat (B-flat major or D minor), and the time signature is 3/4. The tempo is marked 'Fervently' with a quarter note equal to 76-88 beats per minute. Fingerings are indicated by numbers 1-5 above or below notes. The lyrics are: 'We'll sing all hail to Je - sus' name, And praise and hon - or give To him who bled on Cal - vary's hill And died that we might live.'

We'll sing all hail to Je - sus' name, And  
 praise and hon - or give To him who bled on  
 Cal - vary's hill And died that we might live.

2. He passed the portals of the grave;  
 Salvation was his song;  
 He called upon the sin-bound soul  
 To join the heav'nly throng.

3. He seized the keys of death and hell  
 And bruised the serpent's head;  
 He bid the prison doors unfold,  
 The grave yield up her dead.

4. The bread and water represent  
 His sacrifice for sin;  
 Ye Saints, partake and testify  
 Ye do remember him.

# Behold the Great Redeemer Die

Simplified for organ in three parts

Hymn 191

Reverently ♩ = 69-84

Be - hold the great Re - deem - er die, A bro - ken  
 law to sat - is - fy. He dies a sac - ri -  
 fice for sin, He dies a sac - ri - fice for  
 sin, That man may live and glo - ry win.

2. While guilty men his pains deride,  
 They pierce his hands and feet and side;  
 And with insulting scoffs and scorns,  
 And with insulting scoffs and scorns,  
 They crown his head with plaited thorns.

3. Although in agony he hung,  
 No murm'ring word escaped his tongue.  
 His high commission to fulfill,  
 His high commission to fulfill,  
 He magnified his Father's will.

4. "Father, from me remove this cup.  
 Yet, if thou wilt, I'll drink it up.  
 I've done the work thou gavest me,  
 I've done the work thou gavest me;  
 Receive my spirit unto thee."

# I Stand All Amazed

Simplified for organ in three parts

Hymn 193

*Thoughtfully* ♩ = 66-84

I stand all a - mazed at the love Je - sus of - fers me, Con - fused at the grace that so

ful - ly he prof - fers me. I trem - ble to know that for me he was cru - ci - fied, That for me, a

sin - ner, he suf - fered, he bled and died. Oh, it is won - der - ful that he should

care for me E - nough to die for me! Oh, it is won - der - ful, won - der - ful to me!

2. I marvel that he would descend from his throne divine  
To rescue a soul so rebellious and proud as mine,  
That he should extend his great love unto such as I,  
Sufficient to own, to redeem, and to justify.

3. I think of his hands pierced and bleeding to pay the debt!  
Such mercy, such love and devotion can I forget?  
No, no, I will praise and adore at the mercy seat,  
Until at the glorified throne I kneel at his feet.

# There Is a Green Hill Far Away

Simplified for organ in three parts

Hymn 194

*Reverently* ♩ = 72-84

There is a green hill far a-way, With-out a cit-y wall,

Where the dear Lord was cru-ci-fied, Who died to save us all.

2. We may not know, we cannot tell,  
What pains he had to bear,  
But we believe it was for us  
He hung and suffered there.

3. There was no other good enough  
To pay the price of sin.  
He only could unlock the gate  
Of heav'n and let us in.

4. Oh, dearly, dearly has he loved!  
And we must love him too,  
And trust in his redeeming blood,  
And try his works to do.

# How Great the Wisdom and the Love

Simplified for organ in three parts

Hymn 195

*Calmly* ♩=66-76

How great the wis - dom and the love That

filled the courts on high And sent the Sav - ior

from a - bove To suf - fer, bleed, and die!

2. His precious blood he freely spilt;  
His life he freely gave,  
A sinless sacrifice for guilt,  
A dying world to save.

3. By strict obedience Jesus won  
The prize with glory rife:  
"Thy will, O God, not mine be done,"  
Adorned his mortal life.

4. He marked the path and led the way,  
And ev'ry point defines  
To light and life and endless day  
Where God's full presence shines.

# Jesus, Once of Humble Birth

Simplified for organ in three parts

Hymn 196

Solemnly ♩ = 76-88

Je - sus, once of hum - ble birth, Now in glo - ry comes to

earth. Once he suf - fered grief and pain; Now he comes on

earth to reign. Now he comes on earth to reign.

2. Once a meek and lowly Lamb,  
Now the Lord, the great I Am.  
Once upon the cross he bowed;  
Now his chariot is the cloud.  
Now his chariot is the cloud.

3. Once he groaned in blood and tears;  
Now in glory he appears.  
Once rejected by his own,  
Now their King he shall be known.  
Now their King he shall be known.

4. Once forsaken, left alone,  
Now exalted to a throne.  
Once all things he meekly bore,  
But he now will bear no more.  
But he now will bear no more.



# He Is Risen!

Simplified for organ in three parts

Hymn 199

*With dignity* ♩ = 92-104

He is ri - sen! He is ri - sen! Tell it out with joy - ful voice.

Detailed description: This system contains the first two lines of the hymn. The top staff is the treble clef with a 4/4 time signature. The bottom staff is the bass clef. Fingerings are indicated by numbers 1-5 above or below notes. The lyrics are written below the notes.

He has burst his three days' pri - son; Let the whole wide earth re - joice.

Detailed description: This system contains the third and fourth lines of the hymn. The notation continues from the first system, with the same clefs and time signature. Fingerings and lyrics are included.

Death is con - quered; man is free. Christ has won the vic - to - ry.

Detailed description: This system contains the fifth and sixth lines of the hymn. The notation concludes with a double bar line. Fingerings and lyrics are included.

2. Come with high and holy hymning;  
Chant our Lord's triumphant lay.  
Not one darksome cloud is dimming  
Yonder glorious morning ray,  
Breaking o'er the purple east,  
Symbol of our Easter feast.

3. He is risen! He is risen!  
He hath opened heaven's gate.  
We are free from sin's dark prison,  
Risen to a holier state.  
And a brighter Easter beam  
On our longing eyes shall stream.

# Christ the Lord is Risen Today

Simplified for organ in three parts

Hymn 200

*With exultation* ♩ = 96-108

Christ the Lord is ris'n to - day, Al - - - le - lu - ia!

1 (1) 2 3 (1) 3 1 2 (2) 1 2 4 2 4

1 3 3 2 1

Sons of men and an - gels say, Al - - - le - lu - ia!

3 1 4 5 1 (1) 2 4 4 3 1 2 (2) 1 4 2

4 1 3 2 1

Raise your joys and tri - umphs high, Al - - - le - lu - ia!

3 1 2 5 1 3 (1) 5 1 3 1 (1) 2 4 1 4 3 2

3 3 1 3 3 2 1

Sing, ye heav'n's, and earth re - ply, Al - - - le - lu - ia!

3 3 5 (3) 2 3 1 5 1 3 3 2 4 1 2 4 5 1 2 4 5 1 2 4 5 1 2

1 1 2 4 5 2

2. Love's redeeming work is done, Alleluia!  
Fought the fight, the vict'ry won, Alleluia!  
Jesus' agony is o'er, Alleluia!  
Darkness veils the earth no more, Alleluia!

3. Lives again our glorious King, Alleluia!  
Where, O death, is now thy sting? Alleluia!  
Once he died our souls to save, Alleluia!  
Where thy victory, O grave? Alleluia!

# Silent Night

Simplified for organ in three parts

Hymn 204

*Peacefully* ♩ = 80-100

Si - lent night! Ho - ly night! All is calm, all is bright—

Round yon vir - gin moth - er and Child. Ho - ly In - fant, so ten - der and mild,

Sleep in heav - en - ly peace; Sleep in heav - en - ly peace.

2. Silent night! Holy night!  
 Shepherds quake at the sight!  
 Glories stream from heaven afar;  
 Heav'nly hosts sing Alleluia!  
 Christ, the Savior, is born!  
 Christ, the Savior, is born!

3. Silent night! Holy night!  
 Son of God, love's pure light  
 Radiant beams from thy holy face,  
 With the dawn of redeeming grace,  
 Jesus, Lord, at thy birth;  
 Jesus, Lord, at thy birth.

# Far, Far Away on Judea's Plains

Simplified for organ in three parts

Hymn 212

*Joyfully* ♩ = 92-112

Far, far a-way on Ju - de - a's plains, Shep - herds of old heard the  
 joy - ous strains: Glo - ry to God, Glo - ry to God,  
 Glo - ry to God in the high - est; Peace on earth, good  
 will to men; Peace on earth, good will to men!

2. Sweet are these strains of redeeming love,  
 Message of mercy from heav'n above:

4. Hasten the time when, from ev'ry clime,  
 Men shall unite in the strains sublime:

3. Lord, with the angels we too would rejoice;  
 Help us to sing with the heart and voice:

# Do What Is Right

Simplified for organ in three parts

Hymn 237

*Resolutely* ♩ = 96-116

Do what is right; the day-dawn is break-ing, Hail-ing a fu-ture of free-dom and light.

An-gels a - bove us are si-lent notes tak-ing Of ev-'ry ac-tion; then do what is right!

Do what is right; let the con-se-quence fol-low. Bat-tle for free-dom in spir-it and might;

And with stout hearts look ye forth till to - mor-row. God will pro-protect you; then do what is right!

2. Do what is right; the shackles are falling.  
Chains of the bondsmen no longer are bright;  
Lightened by hope, soon they'll cease to be galling.  
Truth goeth onward; then do what is right!

3. Do what is right; be faithful and fearless.  
Onward, press onward, the goal is in sight.  
Eyes that are wet now ere long will be tearless.  
Blessings await you in doing what's right!

# Count Your Blessings

Simplified for organ in three parts

Hymn 241

Brightly ♩ = 80-96

When up - on life's bil - lows you are tem - pest - tossed, When you are dis -

3 1 4 3 3 4 5 3  
1 1 2 2 1 2

cour - aged, think - ing all is lost, Count your man - y bless - ings; name them

5 4 5 4 3 3  
3 2 1 2 1 1

one by one, And it will sur - prise you what the Lord has done.

4 5 3 5 5 5 4  
1 1 1 1 1 1 2

Count your bless - ings; Name them one by one. Count your

2 5 5 5 5 5 3  
1 3 2 1 2 1 1 2

5 3 5 1 5 1

bless - ings; See what God hath done. Count your bless-ings;

5

*rit.* 4 1 *a tempo* 5 1 4 2 5 1 4 2 3 2 4 1 3 2 1

Name them one by one. Count your man - y bless-ings; See what God hath done.

2. Are you ever burdened with a load of care?  
Does the cross seem heavy you are called to bear?  
Count your many blessings; ev'ry doubt will fly,  
And you will be singing as the days go by.
3. When you look at others with their lands and gold,  
Think that Christ has promised you his wealth untold.  
Count your many blessings; money cannot buy  
Your reward in heaven nor your home on high.
4. So amid the conflict, whether great or small,  
Do not be discouraged; God is over all.  
Count your many blessings; angels will attend,  
Help and comfort give you to your journey's end.

# Let Us All Press On

Simplified for organ in three parts

Hymn 243

*With vigor* ♩ = 92-108

Let us all press on in the work of the Lord, That when life is o'er we may

2

gain a re-ward; In the fight for right let us wield a sword, The might-y sword of truth.

3 5 4 1 2 1 5 2 3 5 4 2 5 1 2 5 4 2

Fear not, though the en - e-my de-ride; Cour - age, for the Lord is on our side. We will

1 5 5 3 5 3

heed not what the wick - ed may say, But the Lord a - lone we will o - bey.

3 5 3 5 3 5 4 3 5 5 4 2 1

2. We will not retreat, though our numbers may be few  
When compared with the opposite host in view;  
But an unseen pow'r will aid me and you  
In the glorious cause of truth.

3. If we do what's right we have no need to fear,  
For the Lord, our helper, will ever be near;  
In the days of trial his Saints he will cheer,  
And prosper the cause of truth.



# Oh Say, What Is Truth?

Simplified for organ in three parts

Hymn 272

*Firmly* ♩ = 72-96

Oh say, what is truth? 'Tis the fair - est gem That the  
 rich - es of worlds can pro - duce, And price - less the val - ue of  
 truth will be when The proud mon - arch's cost - li - est  
 di - a - dem Is count - ed but dross and ref - use.

2. Yes, say, what is truth? 'Tis the brightest prize  
 To which mortals or Gods can aspire.  
 Go search in the depths where it glittering lies,  
 Or ascend in pursuit to the loftiest skies:  
 'Tis an aim for the noblest desire.
3. The sceptre may fall from the despot's grasp  
 When with winds of stern justice he copes.  
 But the pillar of truth will endure to the last,  
 And its firm-rooted bulwarks outstand the rude blast  
 And the wreck of the fell tyrant's hopes.

4. Then say, what is truth? 'Tis the last and the first,  
 For the limits of time it steps o'er.  
 Tho the heavens depart and the earth's fountains burst,  
 Truth, the sum of existence, will weather the worst,  
 Eternal, unchanged, evermore.

# I'll Go Where You Want Me to Go

Simplified for organ in three parts

Hymn 270

*Resolutely* ♩ = 48-58

It may not be on the moun - tain height Or o - ver the storm - y

sea, It may not be at the bat - tle's front My

Lord will have need of me. But if, by a still, small

voice he calls To paths that I do not know, I'll

ans - wer, dear Lord, with my hand in thine: I'll go where you want me to

go. I'll go where you want me to go, dear Lord, O - ver

moun - tain or plain or sea; I'll say what you want me to

say, dear Lord; I'll be what you want me to be.

2. Perhaps today there are loving words  
Which Jesus would have me speak;  
There may be now in the paths of sin  
Some wand'rer whom I should seek.

O Savior, if thou wilt be my guide,  
Tho dark and rugged the way,  
My voice shall echo the message sweet:  
I'll say what you want me to say.

3. There's surely somewhere a lowly place  
In earth's harvest fields so wide  
Where I may labor through life's short day  
For Jesus, the Crucified.

So trusting my all to thy tender care,  
And knowing thou lovest me,  
I'll do thy will with a heart sincere:  
I'll be what you want me to be.

# O My Father

*Fervently* ♩ = 42-56

Simplified for organ in three parts

Hymn 292

O my Fa - ther, thou that dwell - est In the high and glo - rious  
place, When shall I re - gain thy pres - ence And a - gain be - hold thy  
face? In thy ho - ly hab - i - ta - tion, Did my spir - it once re - side? In my  
first pri - me - val child - hood Was I nur - tured near thy side?

2. For a wise and glorious purpose  
Thou hast placed me here on earth  
And withheld the recollection  
Of my former friends and birth;

Yet oft-times a secret something  
Whispered, "You're a stranger here,"  
And I felt that I had wandered  
From a more exalted sphere.

3. I had learned to call thee Father,  
Thru thy Spirit from on high,  
But, until the key of knowledge  
Was restored, I knew not why.

In the heav'n's are parents single?  
No, the thought makes reason stare!  
Truth is reason; truth eternal  
Tells me I've a mother there.

4. When I leave this frail existence,  
When I lay this mortal by,  
Father, Mother, may I meet you  
In your royal courts on high?

Then, at length, when I've completed  
All you sent me forth to do,  
With your mutual approbation  
Let me come and dwell with you.

# Love at Home

Simplified for organ in three parts

Hymn 294

*Fervently* ♩ = 88-108

There is beau-ty all a-round When there's love at home; There is joy in ev - 'ry sound

When there's love at home. Peace and plen-ty here a - bide, Smil - ing sweet on ev - 'ry side.

Time doth soft-ly, sweet-ly glide When there's love at home. Love at home,

love at home; Time doth soft-ly, sweet-ly glide when there's love at home.

2. In the cottage there is joy When there's love at home;  
 Hate and envy ne'er annoy When there's love at home.  
 Roses bloom beneath our feet;  
 All the earth's a garden sweet,  
 Making life a bliss complete When there's love at home.  
 Love at home, love at home;  
 Making life a bliss complete When there's love at home.

3. Kindly heaven smiles above When there's love at home;  
 All the world is filled with love When there's love at home.  
 Sweeter sings the brooklet by;  
 Brighter beams the azure sky.  
 Oh, there's One who smiles on high When there's love at home.  
 Love at home, love at home;  
 Oh, there's One who smiles on high When there's love at home.

# I Am a Child of God

Simplified for organ in three parts

Hymn 301

*Fervently* ♩ = 80-96

I am a child of God, And he has sent me here, Has  
 gi - ven me an earth - ly home With par - ents kind and dear.  
 Lead me, guide me, walk be - side me, Help me find the way.  
 Teach me all that I must do To live with him some - day.

2. I am a child of God,  
 And so my needs are great;  
 Help me to understand his words  
 Before it grows too late.

3. I am a child of God.  
 Rich blessings are in store;  
 If I but learn to do his will  
 I'll live with him once more.

# I Know My Father Lives

Simplified for organ in three parts

Hymn 302

Gently ♩=76-96

3 5 5 3 4 (1) (1) 5 4 5 4

2 2 2 1 1 2 2 1 2

I know my Fa - ther lives and loves me

1 2 1 2 5 1 3 2

5 4 5 5 4 1 3 5 4

3 1 2 1 2 1 3 2 1 (1)

too. The Spir - it whis - pers this to me and

1 5 3 1 4

5 4 5 (4) 5 4 5 (3 5) 4 3 3

1 2 3 2 1 (1) 2 (2) 1

tells me it is true, And tells me it is true.

3 3 2 2

2. He sent me here to earth, by faith to live his plan.  
The Spirit whispers this to me and tells me that I can,  
And tells me that I can.

\* Do not use 16' stops in this hymn.

# Teach Me to Walk in the Light

Simplified for organ in three parts

Hymn 304

*Prayerfully* ♩ = 84-100

Teach me to walk in the light of his love;

Teach me to pray to my father above;

Teach me to know of the things that are right;

Teach me, teach me to walk in the light.

2. Come, little child, and together we'll learn  
Of his commandments, that we may return  
Home to his presence, to live in his sight--  
Always, always to walk in the light.

3. Father in Heaven, we thank thee this day  
For loving guidance to show us the way.  
Grateful, we praise thee with songs of delight!  
Gladly, gladly we'll walk in the light.



## APPENDIX

### ABOUT THESE ARRANGEMENTS

---

These arrangements are designed to help a pianist adapt to the organ. With only minimal effort he or she may achieve more satisfying “organistic” results than might be achieved with standard four-part hymns. For those who intend to develop their organ playing skills more thoroughly, including polishing these arrangements, the information in this appendix may be helpful.


Learning the new techniques and skills of the organist can be a stimulating and interesting endeavor. At the same time—especially for new organists who play regularly for church—it can be overwhelming. While you learn how to play hymns “like an organist,” be sure to allow yourself to continue doing the best you can with your current skills. You might consider a goal of working on just one hymn at a time in “polish mode” until it is truly finished, while at the same time playing all the other needed hymns in “shortcut mode”—that is, doing the best you can with your available preparation time. If you stick to the goal of polishing one hymn at a time, you will eventually learn to sight-read them to that high standard.

### FINGERING

This collection centers around playing hymns in legato style; that is, with smooth connections from note to note. Legato organ playing makes use of standard piano fingering methods and specialized organ fingerings. Some of these may be unfamiliar to the pianist, and will be explained briefly below.

The fingers are numbered in organ playing as they are in piano, beginning with the thumb as finger 1. Some symbols, however, are unique to the organ, and refer to special fingering techniques.


**Finger Crossing.** In organ playing, fingers cross over and under one another much more often than in piano playing. Fingers 4 and 5 cross especially frequently. Use very curved fingers to execute finger crossings, and always listen for a good legato connection between the two tones.



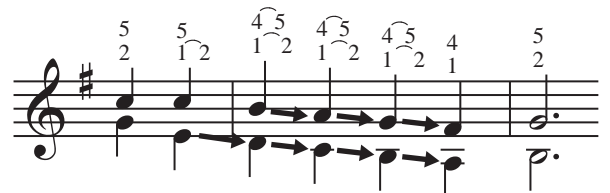
**Finger Substitution.** The short curved line between two different finger numbers indicates a finger substitution. While holding the key down with the original finger, the substituting finger replaces it. For those with larger fingers, use the length of the key rather than substituting side-to-side. Curve the fingers for cleaner and easier substitutions. Be careful not to allow the key to come up during the substitution.



When substitutions occur in two voice parts at the same time, they may need to be executed very quickly one after the other.



Several substitutions can occur in sequence, sometimes in fast tempos. Learn to execute very quick, efficient substitutions, always listening for clean legato connections in both voice parts.



As you try out these examples, note that they require some finger flexibility and stretching in order to achieve legato connections. While flexibility may increase with practice, if you have smaller hands you may find some of the given fingerings to be difficult. Feel free to adapt the fingerings to fit your hand. For example, if a finger crossing requires too much stretching between the fingers, you might try a finger substitution instead. If you simply cannot achieve legato in both voices played with the right hand, you might allow a single finger to “hop” from key to key in the lower part. You can then preserve a smooth connection in the more prominent higher part.

**Finger Glissando.** The straight line between the same two finger numbers indicates a glissando—a slide from one key to another. A finger glissando occurs when a finger or thumb slides from a sharp (or flat) to a natural key. Use a quick, decisive finger action rather than jerking back the hand and arm. When done successfully, a good legato connection is heard.



**Thumb Glissando.** The thumb can also execute legato “slides” in another way. It can rock back and forth between the base and the tip of the thumb from one natural key to a neighboring sharp or natural.

Because the thumb glissando is a rather advanced

organ fingering technique, it is only used when absolutely necessary in these arrangements. It is indicated by a straight line between finger numbers 1 and 1, the first of which plays a natural key.



## INDEPENDENCE OF LINE

Most pianists notice the absence of the damper pedal at the organ, and they struggle to achieve smooth, sustained lines in hymn playing. A good legato becomes possible by mastering a few specialized fingering techniques (described above) and learning to listen for independence of line.

The right-hand part usually consists of two independent voice parts or “lines.” Be particularly careful to preserve the integrity of each line, regardless of what the other is doing. A break in one line should not cause a break in the other line where a smooth connection or sustained tone should occur. Likewise, sustained tone in one part should not cause a tie in another part where a break should occur. For example, the passage to the right shows two points where a break occurs in one line (indicated by a comma), while the other line remains legato (indicated by an arrow).



In these arrangements, occasionally a special form of notation is used as a reminder to listen for independence between the two right-hand parts. A line connects the notes that need to remain legato, and a comma indicates a break. In the second example, the connection between soprano f and d is legato (feel a “heavy” hand), at the same time that the alto d breaks (a “light” hand).



The left-hand line should also remain independent of the two right-hand lines. While this may seem impossible at first, it can become easy with practice. See “How to Practice the Arrangements” below.


## PHRASING

Making natural breaks at the ends of musical or textual phrases is as important as the notes and rhythm. There are various ways to decide when to make a phrase break:

- **Rests** are sometimes indicated in the hymn score itself. Break in all parts in which a rest appears.



- **Commas** for phrasing are added in some of these arrangements. Break in all voice parts when the comma appears above the treble staff. Break in only one voice part when a comma appears within a staff. In the later verses, any phrasing indicated by commas in the hymn score may need to be reconsidered.



- Break at selected **punctuation marks in the text** (periods, commas, semicolons, colons, exclamation points). The organist can help clarify the meaning of the text by making breaks in all or some parts at strategic places. This is the approach that has been followed in these arrangements, indicated by large commas (see the example above).

- Breathe **when the congregation breathes**. This vocally-oriented approach is used by many excellent organists and directors. However, the textually-oriented approach described above does more to help “teach” the message of the hymn.



## HOW TO PRACTICE THE TRANSCRIPTIONS

Here is one possible outline for learning one of these arrangements in “polish mode”:

1. Choose a small section on which to focus (1-4 measures).
2. Learn the soprano part alone to a tempo that you choose, staying faithful to the indicated fingering and listening for perfect legato. Consider it adequately learned if you can play it three to five times in a row perfectly, nearly memorized.
3. Learn the alto part alone as described in step 2.
4. Reducing your tempo enough that you can stay in control, combine the soprano and alto parts. Remember to stay faithful to the fingering, always listening for perfect legato. This time listen also for independence of line—do not let the breaks in one line cause breaks in the other. Gradually increase the tempo as you are able, but always practice slowly enough to stay in control.
5. Learn the bass part as described in step 2.
6. Reducing your tempo once again, now combine all three parts as described in step 4.
7. Make note of the date, the voice parts, and the tempo that you reached.
8. Begin your next practice session by reviewing what you covered in the previous session, and either finish the old section or begin another.
9. Combine the sections as you are able, reviewing as needed, always being aware of perfect legato, independence of line, and fingering and pedaling.
10. Set small goals and reward yourself as you achieve them!

## LEARNING TO PLAY THE ORGAN: THE NEXT STEP

---

Learning to play the organ can be a most stimulating and exciting endeavor, whether it be for church service or for your own enjoyment. You might consider one of these ways to enhance and continue organ training:

**Transformations.** A companion volume to *Manual-Only Hymns* that provides easy supplemental material to “transform” the hymns into simple preludes or postludes.

<http://creativeworks.byu.edu/catalog>

**The New LDS Organist.** A free course of twelve lessons (podcasts) and 59-page packet, designed to help LDS pianists adapt their skills to the organ as soon as possible.

<http://www.organ.byu.edu/newldsorganist>

**Ward and Stake Training Courses.** Many LDS stakes and wards offer free organ training courses. Contact your local ward or stake music leaders for information.

**Private Organ Instruction.** A competent private organ instructor can offer valuable personalized training. To find a teacher, you may wish to ask a respected organist for recommendations. If you are in a larger city, you may find well-trained organists associated with colleges, universities, or larger churches. Your local chapter of The American Guild of Organists (AGO) is well suited to make recommendations. To find a chapter in your area, visit the AGO web page.

<http://www.agohq.org>

**OrganTutor Organ 101.** A workbook and computer tutorial that offer instruction in organ technique, registration, hymn playing, and other general concepts. *OrganTutor* is designed to help students learn more effectively on their own between lessons. It has been used successfully by thousands of students in the BYU and University of Utah group organ classes (see above).

<http://organtutor.byu.edu>

**BYU Organ Workshop and Young Musicians Summerfestival.** Intensive and enjoyable 4- to 7-day events designed to help prepare organists for continued study during the year. The Workshop is primarily for adults and the Summerfestival is for young musicians ages 14-18. Both events are held on the Brigham Young University (Provo) campus.

<http://organworkshop.byu.edu>

<http://summerfestival.byu.edu>

**BYU Independent Study Organ Courses.** Six courses designed to provide motivation and instruction for organists to improve their skills by working toward specific goals. Each course (level) covers organ repertoire, hymn playing, organ registration, music theory, sight-reading, transposition, and accompaniment appropriate to that level. Traditional instruction, assignments, and exams are offered through books and computer lessons, while performance instruction and assignments are coordinated with qualified local organ instructors. Credit and non-credit courses are available. Some courses are free (plus materials and lessons).

<http://organ.byu.edu/orcert.html>

**Organ Courses Offered through Local Colleges.** Some local colleges and universities offer organ classes for the local community. The University of Utah, for example, offers such a course as part of the Preparatory Division of the School of Music.

[http://www.music.utah.edu/preparatory\\_division/organ\\_program](http://www.music.utah.edu/preparatory_division/organ_program)